

60 KW 50/60 HZ 400 HZ



Rugged Mobile Power (RMP)

Mobile power for tactical environments

This Cummins® Rugged Mobile Power (RMP) platform is a fully integrated power generation system utilizing state of the art technology that results in optimum performance, reliability, and versatility for Standby and Prime Power applications in tactical environments and beyond.

FEATURES

Heavy-duty engine - Rugged 4-cycle industrial diesel delivers reliable power and fast response to load changes.

Alternator - Best motor starting capability with low reactance 2/3 pitch windings, low waveform distortion with non-linear loads and fault clearing short-circuit capability.

Control system - The RMP Advanced Digital Control System (AdvDCS) makes it possible to create a microgrid of paralleled RMP generator sets without any external control devices.

Cooling system - The generator set cooling system is equipped with electric variable speed fans to minimize noise signature and enhance low load engine thermal management.

Warranty and service - Backed by a comprehensive warranty and worldwide distributor network.

CRITICAL MILITARY FEATURES

- Designed to MIL DTL 32496
- Multi-fuel (JP-8, JP-4, DF-1, DF-2, DF-A)
- Operate at all environmental extremes -50°F to 135°F (-45°C to 57°C)
- Excellent power quality
- High reliability
- Battlefield mobility
- Ruggedized
- 24 volts starting with NATO slave connection
- Nuclear, biological and chemical contamination survivability
- Enhanced battlefield survivability
- Low infrared signature
- Low noise signature
- Ability to withstand high-altitude electromagnetic pulse
- Electromagnetic compatibility to U.S. MIL STD 461F
- Rated power at altitude
- Automatic synchronization with two-button paralleling
- Built-in diagnostics/prognostics
- Networking and automatic start/stop capability with the Advanced Digital Control System (ADCS)
- 8 hours fuel tank with Auxiliary fuel connections
- Low Velocity Air Drop (LVAD) capable
- Overload capability
- Battle short mode



60 kW 50/60 Hz 400 Hz

Model	Voltage connection (60 Hz/400 Hz)	Voltage connection (50 Hz)	Prime rating			Sound level full load @ 7m
			50 Hz	60 Hz	400 Hz	
60RMP-1070A 60RMP-1071A	120/208V 3 ph @ 208A 240/416V 3 ph @ 104A	120/208V 3 ph @ 174A 240/416V 3 ph @ 87A	62.5 kVA	60 kW	60 kW	72 dB(A)
			Alternator model			
			UC227		Marathon 60KW 400 Hz	

* Genset is capable of operating between 0.8 lagging and 1.0 power factor. All fuel consumption and heat balance data is at 1.0 power factor.

GENERATOR SET SPECIFICATIONS

Radio frequency emissions compliance	MIL-STD-2169
Voltage regulation, no load to full load	± 3% of rated voltage for all loads
Frequency regulation	60 Hz: ± 3% of rated frequency for all loads. 50 Hz: ± .5% of rated frequency for all loads. 400 Hz: ± 3% of rated frequency for all loads.

ENGINE SPECIFICATIONS

Engine model D902	QSB4.5
Design	4-cycle, in-line
Bore	107.010 mm
Stroke	124 mm
Displacement	4.5 L
Cylinder block	Cast iron
Battery charging alternator	70 Amps
Starting voltage	24 volts negative ground
Fuel system	Bosch electronic fuel injection
Air cleaner type	Dry replaceable element or paper element
Lube oil filter type(s)	Spin-on cartridge
Breather	Closed type
Tier rating	Tier 3

ALTERNATOR SPECIFICATIONS

Design	Brushless, 4 pole synchronous aux winding type
Stator	2/3 pitch
Rotor	Two bearing
Insulation system	Class F and H see ADS (Alternator Data Sheet) for details
Standard temperature rise	105 °C (221 °F) continuous @ 40 °C (104 °F) ambient
Exciter type	Permanent Magnet Generator (PMG)
Phase rotation	A (U), B (V), C (W)
Alternator cooling	Direct drive centrifugal blower fan
AC waveform Total Harmonic Distortion (THDV)	< 5% no load to full linear load, < 3% for any single harmonic
Telephone Influence Factor (TIF)	< 50 per NEMA MG1-22.43
Telephone Harmonic Factor (THF)	< 3

60 kW 50/60 Hz 400 Hz

RMP ADVANCED DIGITAL CONTROL SYSTEM

The RMP Advanced Digital Control System (AdvDCS) with Masterless Load Demand (MLD) provides more capability and flexibility than the standard DCS. The AdvDCS makes it possible to create a microgrid of paralleled RMP generator sets without any external control devices.

- The MLD automatically switches the generator sets on and off as needed, according to either a fixed or programmable priority, without requiring an external master controller.
- When the AdvDCS is not in MLD AUTO mode, the control can also be used for remote control applications, starting and stopping the generator sets in response to commands communicated via the Controller Area Network (CAN) interface.
- The AdvDCS is capable of interfacing with external, microprocessor-controlled equipment, enabling integration with alternative and hybrid solutions, including solar panels and battery systems.

ADVDCS with MLD can be configured for either networked or remote applications.

MLD eliminates the need for an external control or paralleling device. MLD is proven technology already being used on commercial Cummins generator sets.

The MLD communicates using industry-standard CAN protocols to monitor the network and report on the status of each generator set. When the AdvDCS is not in MLD mode, the CAN interface is able to send start and stop commands to remote generator sets.

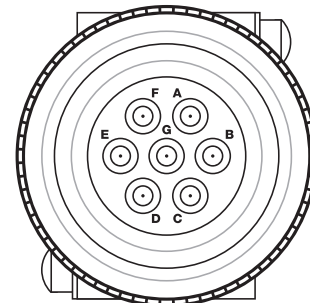
AdvDCS enhancement include:

- AUTO start/stop, and load add functions
- Remote communication and control
- Compatibility with external, non-RMP microprocessor-controlled equipment



J1939 CAN

All connections are made with a fully terminated (120 ohms at both ends) cable that meets the SAE J1939 standards. Connections to the RMP Control Box use the 7-pin connection labeled NETWORK, with a 7 pin MIL-STD connector MS3106F162-1P.



Function	RMP
CAN Hi	E
CAN LO	D
Shield	C

RMP microgrid networking kit

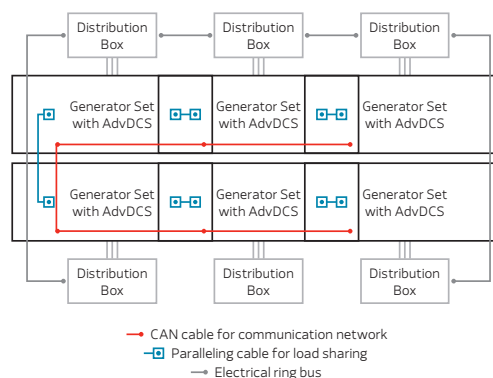
The RMP AdvDCS is available in a kit for microgrid networking applications. Including:

- Digital control system control panel
- 7-pin MIL-STD connector cable
- CD with InPower RMP
- Remote monitoring tool

Kit components are sized to retrofit to existing RMP generator sets.

RMP network


This schematic shows a typical microgrid application. The AdvDCS can handle up to six 30 kW or 60 kW 50/60 Hz RMP generator sets.



60 kW 50/60 Hz 400 Hz

PRIME (UNLIMITED RUNNING TIME) DEFINITION SYSTEM

Applicable for supplying power in lieu of commercially purchased power. Prime power is the maximum power available at a variable load for an unlimited number of hours. A 10% overload capability is available for limited time. (Equivalent to Prime Power in accordance with ISO8528 and Overload Power in accordance with ISO3046, AS2789, DIN6271, and BS5514).



This outline drawing is to provide representative configuration details for model series only.

See respective model data sheet for specific model outline drawing number.

Do not use for installation design

DIMENSIONS AND WEIGHTS

Model	Dim 'A' mm (in.)	Dim 'B' mm (in.)	Dim 'C' mm (in.)	Weight* dry kg (lbs)
60RMP-1070A	2091 (82)	918 (36)	1352 (53)	1454 (3205)
60RMP-1071A				1615 (3560)

*Weights represent a set with standard features. See outline drawings for weights of other configurations..

CODES AND STANDARDS

ISO 9001 or ISO 9002	This generator set is designed in facilities certified to ISO 9001 and manufactured in facilities certified to ISO 9001 or ISO 9002.
MIL-DTL-32496	Meets the general requirements for Rugged Mobile Power (RMP) generator sets, skid mounted, trailer mounted, tactical, diesel fuel driven, alternating current.
NATO STANAG 4135	A STANAG is a normative document that records an agreement among all NATO member states. Electrical characteristics of rotating alternating current generator sets.

 For more information contact your local Cummins distributor or visit cummins.com



Cummins Inc.
Box 3005
Columbus, IN 47202-3005
U.S.A.

cummins.com

Bulletin 6643461 Produced in U.S.A. 8/25
©2025 Cummins Inc.