

TAILOR-MADE SOLUTION.

Cummins X12 is the productivity champion thanks to its optimization for weight-sensitive applications and regional routes. Cummins recognizes that one size doesn't fit all. That's why we also offer the X15™ Productivity Series and X15 Efficiency Series for interstate transit applications. Therefore you can choose the power solution that's best tailored for your application with ratings ranging from 350-500 hp with 1700 lb-ft peak torque for the X12 and 400-605 hp with 1450 to 2050 lb-ft peak torque for the X15.

MAINTENANCE INTERVALS

ITEM	VOCATIONAL	SEVERE 3-4.9 mpg	SHORT-HAUL 5.0-5.9 mpg	NORMAL 6.0-6.9 mpg	LIGHT >7.0 mpg
Oil Drain Interval*	1500 hrs. / 18 months	40,000 Mi 64,000 Km	50,000 Mi 80,000 Km	60,000 Mi 97,000 Km	75,000 Mi 120,000 Km
Oil Drain with Valvoline PB	1500 hrs. / 18 months	45,000 Mi 72,000 Km	55,000 Mi 89,000 Km	65,000 Mi 105,000 Km	80,000 Mi 130,000 Km
Oil Drain with OilGuard™	Extensions available	Extensions available	Extensions available	Extensions available	Up to 100,000 Mi Up to 160,000 Km
Fuel Filter**	1500 hrs.	30,000 Mi 48,000 Km	40,000 Mi 64,000 Km	50,000 Mi 80,000 Km	60,000 Mi 97,000 Km
Fuel Filter Extensions***	--	40,000 Mi 64,000 Km	50,000 Mi 80,000 Km	60,000 Mi 97,000 Km	75,000 Mi 120,000 Km
DPF Ash Maintenance****	12,000– 16,000 hrs.	300,000– 400,000 Mi 480,000– 640,000 Km	300,000– 400,000 Mi 480,000– 640,000 Km	400,000– 600,000 Mi 640,000– 960,000 Km	600,000– 800,000 Mi 960,000– 1,300,000 Km

* If combined percent idle time plus power takeoff (PTO) time is greater than 40% for Short-haul, Normal, or Light intervals, use the next lower drain interval.

** Less than 3 MPG ODI and Fuel Filter at 4,500 miles.

*** A remote mount filter using FF5971NN is recommended for filter extensions.

**** Cummins recommends using Cummins Remanufactured DPF at the DPF ash maintenance interval. Users can experience extended DPF ash maintenance using the DPF maintenance fault lamp (FC5383).

LESS WEIGHT. MORE FREIGHT.

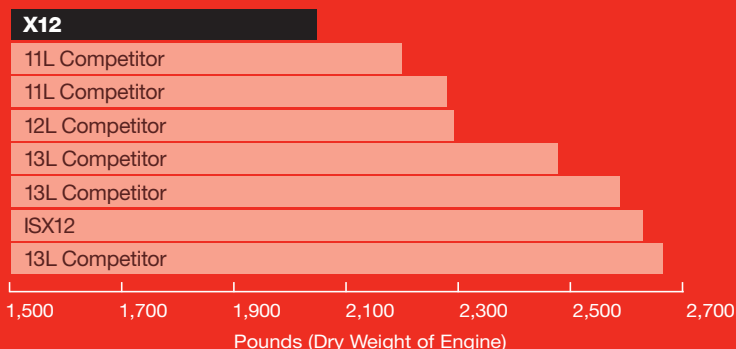
At up to 600 lbs. lighter than other 11-13L engines, the X12 offers customers increased payload.

BETTER FUEL ECONOMY IN REGIONAL HAUL CYCLES WITH INTEGRATED POWERTRAIN FEATURES.


Up to 2.5% better fuel economy over the EPA 2018 X12, and up to 8.5% fuel economy improvement over the ISX12.

NO COMPROMISE.

Cummins X12 gives you the best of all worlds with the power of a 13L engine but lighter than an 11L. It's the absolute winner for bulk haulers with best-in-class payload and 90% of peak torque available in under 1.5 seconds. Durability wasn't sacrificed by the weight savings thanks to analysis-led optimization.




X12™

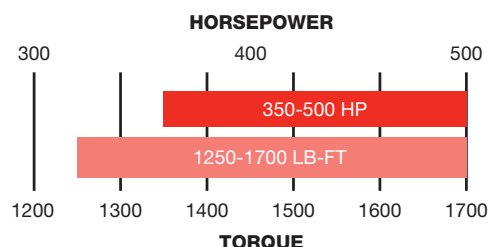


ALWAYS ON

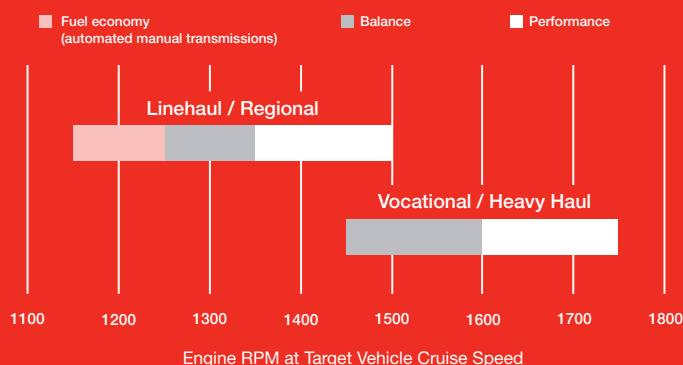
X12™



- Ideal for growth markets: regional haul, intermodal and vocational applications
- The productivity champion, with industry-leading power-to-weight ratio
- Performance and transient response that impresses 15L drivers
- Lower operating costs: fuel-efficient from idle to interstate through low-friction design
- Compatible with a broad choice of transmissions: fully automatic, AMT and manual



GEARING AND AXLE RECOMMENDATIONS




	Fuel Economy	Balanced	Performance
Efficiency series (Regional haul)	1150-1250 RPM*	1250-1350 RPM	1350-1500 RPM
Productivity series (Vocational)	Not Available	1450-1600 RPM	1600-1750 RPM

*Automated Manual Transmissions only

CUSTOMER SUPPORT IS ALWAYS ON WITH CUMMINS CARE.

We are here to make your life easier by creating a seamless support experience. We are equipped with quality tools and innovative resources to address issues with varying degrees of complexity. We deliver complete solutions while working with one of over 3,700 authorized parts and service locations. Visit care.cummins.com or call 1-800-CUMMINS™ to connect with a Cummins Care expert.



Cummins Inc.
Box 3005
Columbus, IN 47202-3005
U.S.A.

1-800-CUMMINS™ (1-800-286-6467)
cummins.com

Bulletin 5410804 Printed in U.S.A. Rev. 9/20
©2020 Cummins Inc.