

CUMMINS L9™

FOR MOTORHOMES



YOU DESERVE A DIESEL. One with proven reliability and performance. Cummins L9 fits that description, and features improved fuel economy and extended maintenance intervals. Plus, it's a prime example of American ingenuity as it's designed in Indiana and built in North Carolina.

PERFORMANCE

- **Stronger In The Hills** – Torque over a wider operating range than earlier products. Full torque from 1200 - 1850 rpm.
- **Proven Performance** – Building on a legacy of over 5 million C/L Series engines built, with over 30 years of continuous improvement, for total confidence.
- **Better Downhill Control** – With the VGT exhaust brake and optional compression brake, you get up to 350 braking hp.
- **Best Power-to-Weight Ratio In Motorhomes** – Leaving more capacity for what you want to bring.

COST OF OPERATION

- **Improved Fuel Economy** – Improved aftertreatment and engine controls result in greater efficiency and fewer regenerations.
- **Reduced Maintenance** – up to 18 month fluid and filter changes with a maintenance free crankcase breather.
- **Improved Reliability** – higher temperature capability for head gasket and turbo actuator, oil pan rail sealing, air handling improvements, and aftertreatment sensing technology improvements.

SUPPORT

- **Peace of Mind** – With a standard 5-year/100,000-mile base warranty and optional full engine and aftertreatment coverages for up to eight years, we've got you covered.
- **Cummins on Every Corner** – Over 3,700 authorized locations across North America to support parts and service needs.
- **One Source for Service** – Your local distributor supports both Cummins engines and Cummins Onan generators.
- **World-Class Support** – Call 1-800-CUMMINS (1-800-343-7357) for answers to your questions and support for your service needs.
- **Innovative Service Solutions** – Free Guidanz app that requires purchase of INLINE Mini diagnostic connector, Free QuickServe Online Mobile for service/parts information, Connected Diagnostics for telematics enabled vehicles for remote fault detection and communication.



L9 RATINGS

Engine	Maximum HP (kW)	Governed Speed (RPM)	Peak Torque LB-FT (N•M) @ RPM
L9 450	450 (336)	2200	1250 (1695) @ 1200
L9 400	400 (298)	2200	1250 (1695) @ 1200
L9 380	380 (283)	2200	1150 (1559) @ 1200
L9 360	360 (268)	2200	1150 (1559) @ 1200

L9 TYPICAL MAINTENANCE INTERVALS

Maintenance Item	Miles/Kilometers*	Months*
Oil and Filter	21,000 MI 33,000 KM	18
Fuel Filter	50,000 MI 80,000 KM	18
Valve Lash Check	150,000 MI 240,000 KM	—
Crank Case Breather Filter	Maintenance Free	


* Whichever occurs first. Consult your chassis and engine Owners Manuals for more information.

L9 SPECIFICATIONS

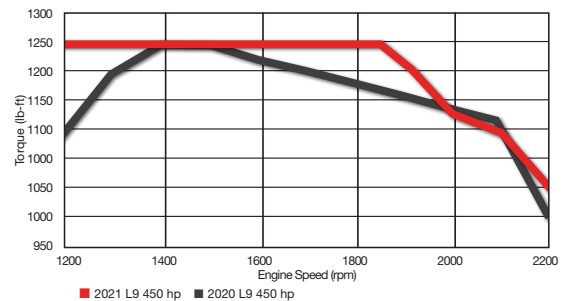
Configuration	Inline 6	
Displacement	543 CU IN	8.9 L
Lube Oil Capacity	27-32 QT	23-26 L
Idle Speed	700-800 RPM	
Optional Compression Brake	Up to 350 HP @ 2600 RPM	
No Load Governed Speed	2400 RPM	
Engine Weight (Dry)	1,695 LB	769 KG
Aftertreatment Weight	132-179 LB	60-81 KG
Maximum Engine Speed	2750 RPM	
Biodiesel Compatibility	Up to B20	

POWERING YOUR DRIVE AND YOUR RELAXATION.

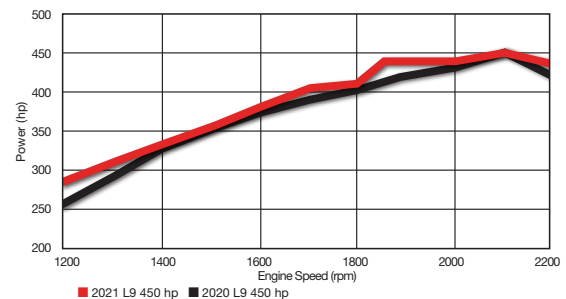
Cummins covers all your power needs by also offering a range of generators for the RV market.



MORE TORQUE WHERE YOU DRIVE FOR 2021



MORE POWER FOR FASTER ACCELERATION



GET THE LATEST INFORMATION.

Visit rv.cummins.com to learn more about Cummins L9 engines and Onan generators.



Cummins Inc.
Box 3005
Columbus, IN 47202-3005
U.S.A.

cummins.com

Bulletin 5410638 Produced in U.S.A. Rev. 3/22
©2022 Cummins Inc.