


PERFORMANCE HAS A NAME.

More power, more productivity, more uptime, and more machine capability. All with less complexity, less weight and less servicing. The F3.8 Performance Series engine is tailored to your machine, responding precisely when you need it to and maximizing productivity, even in the toughest conditions. When you can't afford to stop, we're Always On.

F3.8[™]
PERFORMANCE
S E R I E S



MORE PERFORMANCE

$$\left[\begin{array}{c} \mathbf{33\%} \\ \text{MORE POWER} \end{array} \right] + \left[\begin{array}{c} \mathbf{31\%} \\ \text{MORE TORQUE} \end{array} \right] = \text{MORE PRODUCTIVITY}$$

Compared to the previous model

MORE CAPABILITY

- Increased performance supports engine downsizing
- **9%** weight savings over B4.5 engines

MORE EFFICIENCY

- Less fuel consumption and noise
- Up to an additional **25%** fuel economy improvement through Start-Stop option

MORE GLOBAL

- Common products across emissions levels and locations
- Certified to both EU Stage V and EPA Tier 4 Final emissions standards
- Can be configured to **5,000** ppm sulfur tolerance*

LESS COST OF OPERATION



+



=



Less To Maintain

1,000 Hour Maintenance Intervals Achievable

More Uptime

Breather:
No maintenance required

Fuel/Oil Filters:
Up to 1,000 hours change interval

Improves your bottom line

LESS COMPLEXITY

EGR FREE WITH SINGLE MODULE™ AFTERTREATMENT



DOC DPF DEF
Doser & Mixing SCR

$$\left[\begin{array}{c} \text{UP TO} \\ \mathbf{10\%} \\ \text{LIGHTER} \end{array} \right]$$



$$\left[\begin{array}{c} \text{UP TO} \\ \mathbf{40\%} \\ \text{SMALLER} \end{array} \right]$$



ALWAYS ON

MORE POWER

- 33% more power
- More machine capability with higher power density
- Exceptional reliability maintained with performance increases



MORE TORQUE

- 31% higher peak torque
- Up to 36% higher at 1200 rpm
- Torque curve increases below rated speed support machine productivity improvements

Power HP (kW)	Peak Torque lb-ft (N•m) @ rpm
F3.8 Power Ratings	
173 (129)	457 (620) @ 1500
154 (115)	457 (620) @ 1600
148 (110)	443 (600) @ 1500
134 (100)	443 (600) @ 1500
134 (100)	406 (550) @ 1500
121 (90)	369 (500) @ 1500
101 (75)	369 (500) @ 1500
75 (55)	295 (400) @ 1300

*Additional ratings may be available; contact your distributor for more information.

MORE SUPPORT

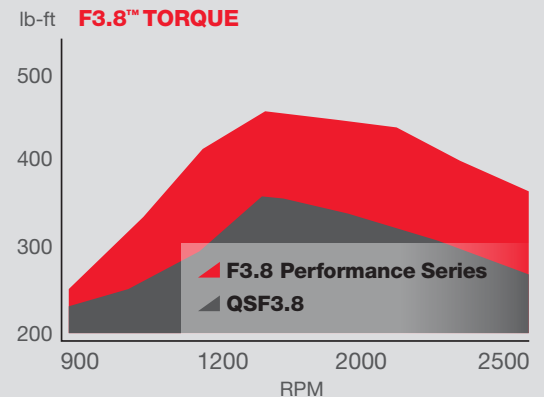
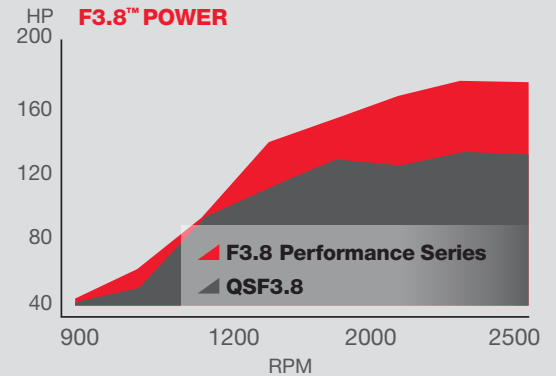
Cummins Care is not a typical call center. We are a solutions center helping to prevent issues, provide answers quickly and reimburse accurately. We are your connection to a whole new level of customer service that is Always On to support and deliver faster personal attention with rapid results. From the moment you engage with Cummins Care, you will have access to a Cummins expert with specialized skill sets, experience and in-depth knowledge to take care of your needs.



*5,000 ppm capable when appropriately configured without aftertreatment for suitable regions and applications (Stage II). Emissions regulations vary by region and should be consulted to determine appropriate aftertreatment configuration.

F3.8™

PERFORMANCE SERIES



cummins.com

All rights reserved. Cummins is a registered trademark of Cummins Inc.

Bulletin 5544057 Printed in U.S.A. Rev. 9/19
©2019 Cummins Inc.