

# PERFORMANCE HAS A NAME.

The X12 Performance Series engine is the power-weight leader in its engine class, delivering power and productivity while weighing just 1900 lbs (828 kg). The X12 is tailored to your machine, responding precisely when you need it to and maximizing productivity, even in the toughest conditions. When you can't afford to stop, we're Always On.

## MORE PERFORMANCE

$$\left[ \begin{array}{c} 513 \text{HP} \\ \text{POWER} \end{array} \right] + \left[ \begin{array}{c} 1696 \text{LB-FT} \\ \text{TORQUE} \end{array} \right] = \text{MORE PRODUCTIVITY}$$

Compared to the previous model

## MORE RELIABILITY

- Expert fault recommendations through Connected Diagnostics™
- Remote monitoring that extends engine life and reduces downtime

## MORE EFFICIENCY

- Less fuel consumption and noise
- Fully integrated components for maximum optimization

## MORE GLOBAL


- Common products across emissions levels and locations
- Certified to both EU Stage V and EPA Tier 4 Final emissions standards

## LESS COST OF OPERATION



# X12™

PERFORMANCE  
S E R I E S



## LESS WEIGHT

SCULPTED BLOCK + ADVANCED COMPONENTS

= 513HP POWER  
@ only  
1900LBS WEIGHT


LESS COMPLEXITY  
EGR FREE AFTERTREATMENT



ALWAYS ON

## MORE POWER

- More machine capability with high power density
- Exceptional reliability maintained with performance increases
- Ratings ranging from 513 hp to 335 hp



## MORE TORQUE

- Torque curve increases below rated speed support machine productivity improvements
- Increased capability supports engine downsizing

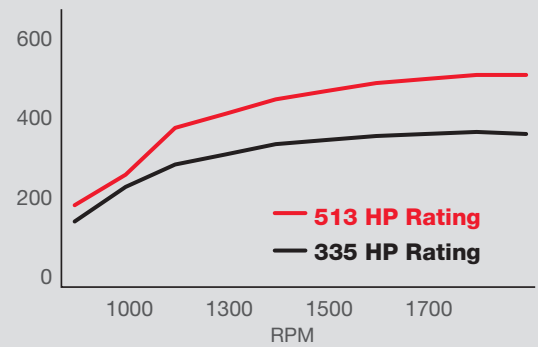
Power HP (kW)	Peak Torque lb-ft (N•m) @ rpm
<b>X12 Power Ratings</b>	
513 (383)	1696 (2299) @ 1400
500 (373)	1600 (2169) @ 1400
475 (354)	1600 (2169) @ 1400
460 (343)	1696 (2299) @ 1400
450 (336)	1600 (2169) @ 1400
435 (324)	1600 (2169) @ 1400
430 (321)	1696 (2299) @ 1400
400 (298)	1600 (2169) @ 1400
400 (298)	1400 (1898) @ 1400
375 (280)	1350 (1830) @ 1400
355 (265)	1250 (1695) @ 1400
350 (261)	1275 (1729) @ 1400
335 (250)	1250 (1695) @ 1400

\*Additional ratings may be available; contact your distributor for more information.

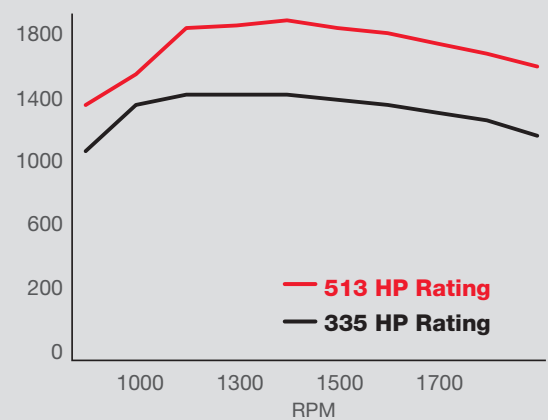
# X12™

## PERFORMANCE SERIES

HP X12™ POWER



lb-ft X12™ TORQUE



## MORE SUPPORT

Cummins Care is not a typical call center. We are a solutions center helping to prevent issues, provide answers quickly and reimburse accurately. We are your connection to a whole new level of customer service that is Always On to support and deliver faster personal attention with rapid results. From the moment you engage with Cummins Care, you will have access to a Cummins expert with specialized skill sets, experience and in-depth knowledge to take care of your needs.



[cummins.com](http://cummins.com)

All rights reserved. Cummins is a registered trademark of Cummins Inc.

Bulletin 5544053 Printed in U.S.A. Rev. 9/19 ©2019 Cummins Inc.