

PERFORMANCE HAS A NAME.

More power, more productivity, more uptime, and more machine capability. All with less complexity, less weight and less servicing. The B4.5 Performance Series engine is tailored to your machine, responding precisely when you need it to and maximizing productivity, even in the toughest conditions. When you can't afford to stop, we're Always On.

MORE PERFORMANCE

$$\left[\begin{array}{c} 16\% \\ \text{MORE POWER} \end{array} \right] + \left[\begin{array}{c} 11\% \\ \text{MORE TORQUE} \end{array} \right] = \text{MORE PRODUCTIVITY}$$

Compared to the previous model

MORE CAPABILITY

- Increased performance supports engine downsizing
- **36%** weight savings over B6.7 engines

MORE EFFICIENCY

- Less fuel consumption and noise
- Up to an additional **25%** fuel economy improvement through Start-Stop option

MORE GLOBAL

- Common products across emissions levels and locations
- Certified to both EU Stage V and EPA Tier 4 Final emissions standards
- Can be configured to **5,000** ppm sulfur tolerance*

LESS COST OF OPERATION



Less To Maintain

Breather:
No maintenance required

+



1,000 Hour Maintenance Intervals Achievable

Fuel/Oil Filters:
Up to 1,000 hours change interval

=



More Uptime

Improves your bottom line

B4.5™

PERFORMANCE SERIES



LESS COMPLEXITY

EGR FREE WITH SINGLE MODULE™ AFTERTREATMENT



UP TO 10% LIGHTER


UP TO 40% SMALLER



ALWAYS ON

MORE POWER

- 16% more power
- More machine capability with higher power density
- Exceptional reliability maintained with performance increases

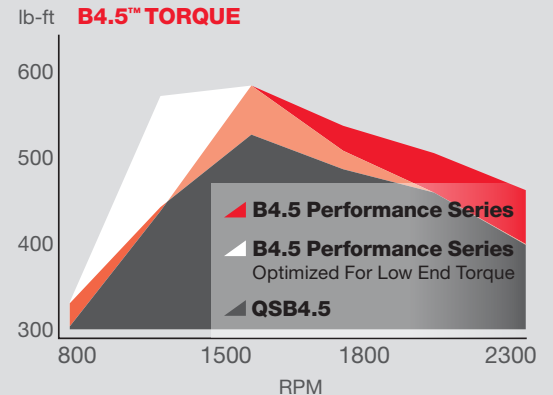
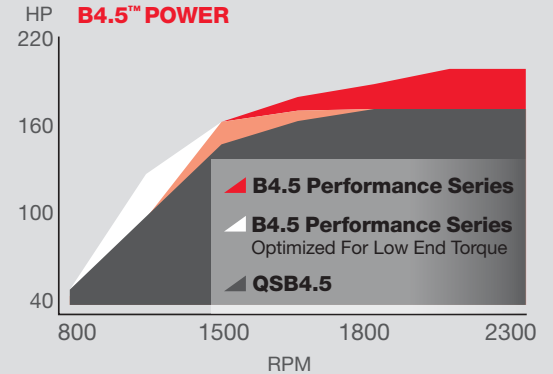


MORE TORQUE

- 11% higher peak torque
- Up to 29% higher at 1200 rpm
- Torque curve increases below rated speed support machine productivity improvements

B4.5™

PERFORMANCE SERIES



Power HP (kW)	Peak Torque lb-ft (N•m) @ rpm
B4.5 Power Ratings	
200 (149)	575 (780) @ 1500
188 (140)	575 (780) @ 1500
173 (129)	575 (780) @ 1500
165 (123)	563 (763) @ 1200
162 (121)	520 (705) @ 1500
154 (115)	525 (712) @ 1200
145 (108)	525 (712) @ 1200
133 (99)	467 (633) @ 1500
130 (97)	480 (651) @ 1500
121 (90)	369 (500) @ 1500

*Additional ratings may be available; contact your distributor for more information.

MORE SUPPORT

Cummins Care is not a typical call center. We are a solutions center helping to prevent issues, provide answers quickly and reimburse accurately. We are your connection to a whole new level of customer service that is Always On to support and deliver faster personal attention with rapid results. From the moment you engage with Cummins Care, you will have access to a Cummins expert with specialized skill sets, experience and in-depth knowledge to take care of your needs.



*5,000 ppm capable when appropriately configured without aftertreatment for suitable regions and applications (Stage II). Emissions regulations vary by region and should be consulted to determine appropriate aftertreatment configuration.



cummins.com

All rights reserved. Cummins is a registered trademark of Cummins Inc.

Bulletin 5544056 Printed in U.S.A. Rev. 9/19 ©2019 Cummins Inc.