




QSK60-G13

Fuel Optimized



Description

The QSK60 is a V 16-cylinder engine with a 60-litre displacement. This Quantum series utilizes sophisticated electronics and premium engineering to provide outstanding performance levels, reliability, and versatility for Standby, Prime and Continuous Power applications.



This engine has been designed in facilities certified to ISO9001 and manufactured in facilities certified to ISO9001 or ISO9002.

This equipment has been designed and tested to meet EU product safety regulations. Material compliance declaration is available upon request

Features

High pressure fuel pump, Modular Common Rail Fuel System (MCRS) and state of the art integrated electronic control system provide superior performance, efficiency, and diagnostics. The electronic fuel pumps deliver up to 1600 bar injection pressure and eliminate mechanical linkage adjustments. The new MCRS utilizes an electric priming pump which is integrated with the off-engine stage-1 fuel filter head and is controlled and powered by the engine ECM. The stage-2 fuel filters are mounted on-engine.

CTT (Cummins Turbo Technologies) HX82/HX83 turbocharging utilizes exhaust energy with greater efficiency for improved emissions and fuel consumption.

Low Temperature After-cooling - Two-pump Two-loop (2P2L)

Ferrous Cast Ductile Iron (FCD) Pistons - High strength design delivers superior durability.

G-Drive Integrated Design - Each component has been specifically developed and rigorously tested for G-Drive products, ensuring high performance, durability, and reliability.

Service and Support - G-Drive products are backed by an uncompromising level of technical support and after sales service, delivered through a world class service network.

Coolpac Integrated Design - Products are supplied complete with cooling package and air cleaner kit for a complete power package. Each component has been specifically developed and rigorously tested for G-Drive products, ensuring high performance, durability, and reliability

1500 rpm (50 Hz Ratings)

Gross engine output			Net engine output			Typical generator set output					
Standby	Prime	Base	Standby	Prime	Base	Standby (ESP)		Prime (PRP)		Base (COP)	
kWm/BHP			kWm/BHP			kWe	kVA	kWe	kVA	kWe	kVA
2164/2901	1727/2315	1395/1870	2077/2785	1661/2227	1329/1782	2004	2505	1603	2004	1282	1603

1800 rpm (60 Hz Ratings)

Gross engine output			Net engine output			Typical generator set output					
Standby	Prime	Base	Standby	Prime	Base	Standby (ESP)		Prime (PRP)		Base (COP)	
kWm/BHP			kWm/BHP			kWe	kVA	kWe	kVA	kWe	kVA
-	-	-	-	-	-	-	-	-	-	-	-

General Engine Data

Fuel Rating	FR6815
Type	4 cycle, turbocharged, After-cooled
Bore mm	159
Stroke mm	190
Displacement litre	60.2
Cylinder block	16 cylinder
Battery charging alternator	55 amps
Starting voltage	24 volt
Fuel system	Direct Injection Cummins MCRS
Fuel filter	Spin-on fuel filters with water separator
Lube oil filter type(s)	Spin-on full flow filter
Lube oil capacity (l)	280.1
Flywheel dimensions	SAE 0

Coolpac Performance Data

Cooling system design	2 pump - 2 loop
Coolant ratio	50% ethylene glycol; 50% water
Coolant capacity (l)	535
Limiting ambient temp.** (°C)	39
Fan power (kWm)	46
Cooling system air flow (m³/s)**	35
Air cleaner type	Dry replaceable element with restriction indicator

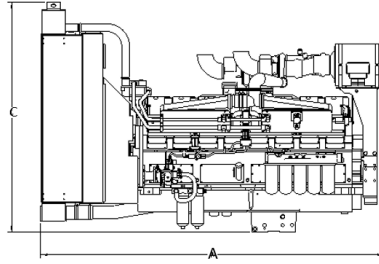
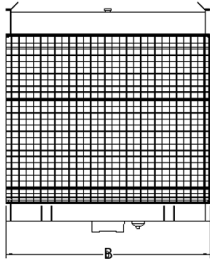
** @ 13 mm H₂O

Fuel Consumption 1500 (50 Hz)

%	kWm	BHP	L/hr	US Gal./hr
Standby Power				
100	2164	2901	523	138.1
Prime Power				
100	1727	2315	393	103.6
75	1295	1736	295	78.0
50	863	1158	205	54.2
25	432	579	116	30.6
Continuous Power				
100	1395	1870	317	83.8

Fuel Consumption 1800 (60 Hz)

%	kWm	BHP	L/hr	US Gal./hr
Standby Power				
100	-	-	-	-
Prime Power				
100	-	-	-	-
75	-	-	-	-
50	-	-	-	-
25	-	-	-	-
Continuous Power				
100	-	-	-	-



*Drawing for illustration purposes only.

Weights and Dimensions

Length mm	Width mm	Height mm	Weight (dry) kg
4893	2468	2943	10295

Ratings Definitions

Emergency Standby Power (ESP):	Limited-Time Running Power (LTP):	Prime Power (PRP):	Base Load (Continuous) Power (COP):
Applicable for supplying power to varying electrical load for the duration of power interruption of a reliable utility source. Emergency Standby Power (ESP) is in accordance with ISO 8528. Fuel Stop power in accordance with ISO 3046, AS 2789, DIN 6271 and BS 5514.	Applicable for supplying power to a constant electrical load for limited hours. Limited-Time Running Power (LTP) is in accordance with ISO 8528.	Applicable for supplying power to varying electrical load for unlimited hours. Prime Power (PRP) is in accordance with ISO 8528. Ten percent overload capability is available in accordance with ISO 3046, AS 2789, DIN 6271 and BS 5514.	Applicable for supplying power continuously to a constant electrical load for unlimited hours. Continuous Power (COP) in accordance with ISO 8528, ISO 3046, AS 2789, DIN6271 and BS 5514.

For more information contact your local Cummins distributor or visit cummins.com

Our energy working for you.™

