




# QST30-G4

Fuel Optimized



## Description

The QST30 Quantum series utilises sophisticated electronics and premium engineering to provide outstanding performance levels from its compact 30 litre, V12 configuration. In fact, the QST30-Series delivers more power and torque in a smaller package than any other diesel engine on the market.



This engine has been designed in facilities certified to ISO9001 and manufactured in facilities certified to ISO9001 or ISO9002.

This equipment has been designed and tested to meet EU product safety regulations. Material compliance declaration is available upon request

## Features

**Coolpac Integrated Design** - Products are supplied complete with cooling package and air cleaner kit for a complete power package. Each component has been specifically developed and rigorously tested for G-Drive products, ensuring high performance, durability, and reliability.

**Quantum Electronic Fuel System and Controls** – Quantum electronics provide superior performance, efficiency, and diagnostics. The electronic fuel pumps deliver up to 1100 bar injection pressure and eliminate mechanical linkage adjustments.

**Holset HX82 Turbocharging** – Utilises exhaust energy with greater efficiency for improved emissions and fuel consumption.

**Charge Air Cooling** – Utilizing an Air-to-Air heat exchanger or Charge-Air-Cooler (CAC) to reduce intake manifold temperature and to meet the lower emissions requirements

**G-Drive Integrated Design** - Each component has been specifically developed and rigorously tested for G-Drive products, ensuring high performance, durability, and reliability.

**Service and Support** - G-Drive products are backed by an uncompromising level of technical support and after sales service, delivered through a world class service network.

## 1500 rpm (50 Hz Ratings)

Gross engine output			Net engine output			Typical generator set output					
Standby	Prime	Base	Standby	Prime	Base	Standby (ESP)		Prime (PRP)		Base (COP)	
kWm/BHP			kWm/BHP			kWe	kVA	kWe	kVA	kWe	kVA
970/1300	880/1180	683/915	929/1245	849/1138	652/874	883	1103	806	1008	619	774

## 1800 rpm (60 Hz Ratings)

Gross engine output			Net engine output			Typical generator set output					
Standby	Prime	Base	Standby	Prime	Base	Standby (ESP)		Prime (PRP)		Base (COP)	
kWm/BHP			kWm/BHP			kWe	kVA	kWe	kVA	kWe	kVA
1112/1490	1007/1350	832/1115	1072/1437	978/1311	803/1076	1019	1273	929	1162	763	954

## General Engine Data

Fuel Rating	FR5277
Type	4 cycle, inline, turbocharged, After-cooled
Bore mm	140 mm (5.51 in.)
Stroke mm	165 mm (6.5 in.)
Displacement litre	30.5 litre (1860 in. <sup>3</sup> )
Cylinder block	12 cylinder
Battery charging alternator	35 amps
Starting voltage	24-volt
Fuel system	Direct Injection
Fuel filter	Spin-on fuel filters with water separator
Lube oil filter type(s)	Spin-on full flow filter
Lube oil capacity (l)	154
Flywheel dimensions	SAE 0

## Coolpac Performance Data

Cooling system design	Air-air Charge cooled	
Coolant ratio	50% ethylene glycol; 50% water	
Coolant capacity (l)	141	
Limiting ambient temp.** (°C)	50 (50Hz)	52.3 (60Hz)
Fan power (kWm)	36.2 (50Hz)	56.3 (60Hz)
Cooling system air flow (m <sup>3</sup> /s)**	12.6 (50Hz)	17.1 (60Hz)
Air cleaner type	"Normal Duty" Dry replaceable element with restriction indicator	

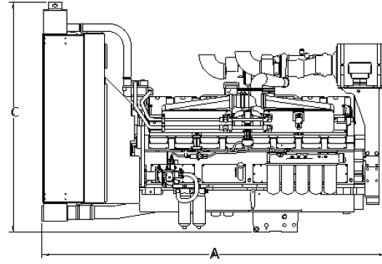
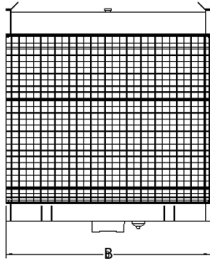
\*\* @ 13 mm H<sub>2</sub>O

## Fuel Consumption 1500 (50 Hz)

%	kWm	BHP	L/hr	US Gal./hr
<b>Standby Power</b>				
100	969	1300	224	59.1
<b>Prime Power</b>				
100	880	1180	202	53.2
75	660	885	151	39.8
50	440	590	102	26.9
25	220	295	54	14.2
<b>Continuous Power</b>				
100	683	915	156	41.1

## Fuel Consumption 1800 (60 Hz)

%	kWm	BHP	L/hr	US Gal./hr
<b>Standby Power</b>				
100	1111	1490	267	70.5
<b>Prime Power</b>				
100	1007	1350	240	63.3
75	756	1013	177	46.7
50	504	675	119	31.5
25	252	338	66	17.4
<b>Continuous Power</b>				
100	832	1116	194	51.4



\*Drawing for illustration purposes only.

## Weights and Dimensions

Length mm	Width mm	Height mm	Weight (dry) kg
3237	2000	2041	3950

## Ratings Definitions

Emergency Standby Power (ESP):	Limited-Time Running Power (LTP):	Prime Power (PRP):	Base Load (Continuous) Power (COP):
Applicable for supplying power to varying electrical load for the duration of power interruption of a reliable utility source. Emergency Standby Power (ESP) is in accordance with ISO 8528. Fuel Stop power in accordance with ISO 3046, AS 2789, DIN 6271 and BS 5514.	Applicable for supplying power to a constant electrical load for limited hours. Limited-Time Running Power (LTP) is in accordance with ISO 8528.	Applicable for supplying power to varying electrical load for unlimited hours. Prime Power (PRP) is in accordance with ISO 8528. Ten percent overload capability is available in accordance with ISO 3046, AS 2789, DIN 6271 and BS 5514.	Applicable for supplying power continuously to a constant electrical load for unlimited hours. Continuous Power (COP) in accordance with ISO 8528, ISO 3046, AS 2789, DIN6271 and BS 5514.

For more information contact your local Cummins distributor or visit [cummins.com](http://cummins.com)

**Our energy working for you.™**

