

FLEX 180 kW DC CHARGER

POWERING EVs

VERSATILITY. FLEXIBILITY. SCALABILITY.

Our most versatile solution, Flex is ideal for charging overnight or opportunity, dynamic or static, one EV or up to three. It's the most flexible solution available anywhere.



BUY AMERICA COMPLIANT

Manufactured and tested in the United States.



1:3 CHARGING RATIO

Connect up to three dispensers to a single Flex station for more charging with less hassle.



RELIABLE BY DESIGN

Certified to UL standards and built to last 15+ years with NEMA 3R rated metal enclosures fit for all weather conditions.



PART NUMBERS

HE9821001-01-CSS	180 kW DC Flex Cab BAA
HE9820006-01-CSS	DC Column BAA 3M DC
HE9820006-01-CSA	DC Column BAA 7M DC



FLEX 180 SPECS



VERSATILE

Flexible EV charging the way you want it. Mix and match up to three DC charging columns, dispenser reels, or inverted pantographs per station, enabling you to make the most of your available energy.



SMART

With the Flex Charge System, you can set up your station to distribute your energy either in parallel or dynamically.



GENERAL

Charging Standard	SAE J1772 / SAE J3105-1
Communication Standard	DIN70121 / ISO15118-1/2/3
Compliance and Safety	UL 2022 / UL 2231
Power Factor Above 50% Rated	>0.98
Peak Efficiency	96.2%
Dielectric Withstand	3000 V
Network Cellular	4G modem
Back Office	OCPP 1.6J. OCPP 2.0.1 ready
Temperature Range	-22 to 113 °F
Operational Noise Level	<60 dB(A) @ 40"
System Weight	1323 lbs
Dimensions	H: 99", W: 32", D: 32"
Protection	NEMA 3R
Environmental Operating	ISO 12944: C4 H

INPUT

Input Connections, Frequency	480 V / 60 Hz (3P + GND)
Full Load/Idle Input Power	205 kVA / 100 VA
Input Line-Line Voltage Range	480 V AC +/-13%
Input Max. AC Phase Current	246 A @ 480 V AC

OUTPUT

Output DC Voltage Range	150-1000 V
Rated DC Output Power	Single Output: 180 kW Triple Outputs: 60 kW (each) Dynamic Output: 60 / 120 / 180 kW
Maximum DC Output Current	Single Output: 250 A Triple Outputs: 83 A (each) Dynamic Output: 83 / 167 / 250 A

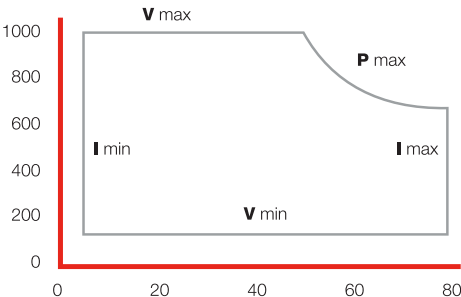
FLEX CHARGE SYSTEM

Energy distribution options for 1:3 setups.

- Parallel:** Up to 3 sessions @ 60 kW each
- Dynamic:** 1-3 sessions @ 180/120/60 kW

INTERFACE OPTIONS

Connect to your EV your way.



DC COLUMN SPECS



COMPATIBLE

Charge any CCS type-1 (SAE J1772) compatible EV with industry leading reliability.



USER-FRIENDLY

360 degree color-changing status indicator light for easy visibility of charger status.



CUSTOMIZABLE

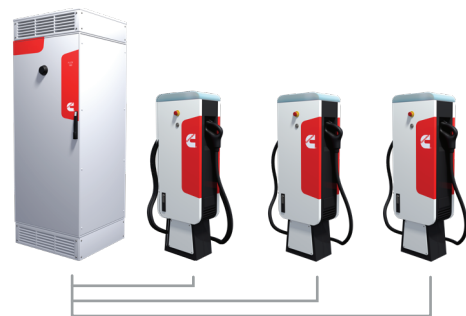
Flexible installation options for customizable site design (install on wall or mount on floor).



GENERAL

Charging Standard	SAE J1772
Communication Standard	DIN70121 / ISO15118-1/2/3
CCS Plug Standard	SAE J1772 (CCS type-1)
Compliance and Safety	UL 2022 / UL 2231
Maximum DC Voltage	1000 V
Maximum DC Current	250 A
Input Connections from EVSE Base Station	DC+, DC-, GND, Communication, 480 V AC 60 Hz
Plug Mating Force	<75 N
Cable Length	Standard: 11.5 ft Extended 23 ft
Cable Thermal Protection	Charge current derating based on connector temperature feedback
Human Machine Interaction	Charger status indication and button to stop charging
Temperature Range	-13 to 113 °F, derating may apply
Environmental Operating	ISO 12944: C4 H
Operational Noise Level	<55 dB(A) @ 40"
Protection	NEMA 3R / IK10 / IP44
System Weight	220 lbs.
System Dimensions	H: 55", W: 18", D: 10"
System Clearance	CWL: 8", CWR: 20", CD: 37"

SETUP CONFIGURATION



DISPLAYED CONFIG.: FLEX 180 KW >> DC OUTLET COLUMN (3)

STATUS INDICATION

○ READY
 ○ CHARGING
 ○ ERROR
PRESS BUTTON TO STOP

PANTOGRAPH SPECS



COMPATIBLE

Charge any inverted pantograph (J3105-1) compatible EV for reliable opportunity or depot charging.




USER-FRIENDLY

Compact architecture of DC cabinet enables flexible installation options (i.e., inside mast, on gantry, along wall).



CUSTOMIZABLE

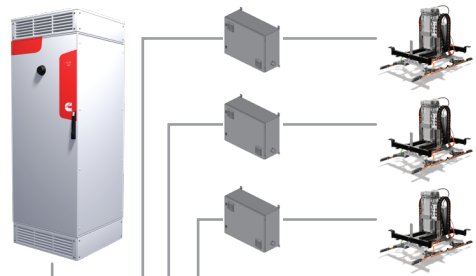
Optional external color-changing status indicator light ensures optimal visibility of every dispenser's status.



GENERAL

Charging Standard	SAE J3105-1
Communication Standard	SAE J3105-1
Conductive ACD Type	SAE J3105-1 / 1 cross-rail connection
Compliance and Safety	UL 2022 / UL 2231
DC Voltage Range	250 - 1000 V
Maximum DC Current	250 A
Input Connections from EVSE Base Station	DC+, DC-, GND, Communication, 480 V AC 60 Hz
ACD Actuation (lowering and reaction each)	5 seconds (fast IP) 12 seconds (depot IP)
Working Length (stroke range)	250 A IP: 3.5" - 14.17" 600 A IP: 30" - 89.65"
Distance DC Outlet to ACD	Up to 33 ft.
EV to EVSE Initialization	SAE J3105-1
Human Machine Interactions	Charger status indication
Temperature Range	-13 to 113 °F, derating above 104 °F
Environmental Operating	ISO 12944: C4 H
Operational Noise Level	<55 dB(A) @ 40"
Protection	NEMA 3R / IK10 (excluding ACD)
System Weight	DC cabinet: 220 lbs. 250 A IP: 230 lbs. 600 A IP: 430 lbs.
System Dimensions	DC Cabinet: H: 55", W: 18", D: 10" 250 A IP: H: 63", W: 42", D: 40" 600 A IP: H: 23", W: 32", D: 86"
System Clearance	CWL: 20-70", CWR: 20", CD: 44"

SETUP CONFIGURATION



DISPLAYED CONFIG.: FLEX 180 KW (1) >> DC CABINET (3) >> 250 A INVERTED PANTOGRAPH (3)

STATUS INDICATION

○ READY
 ○ CHARGING
 ○ ERROR
PRESS BUTTON TO STOP



Cummins Inc.
Box 3005
Columbus, IN 47202-3005
U.S.A.

cummins.com

Bulletin 6501170 Produced in U.S.A. 10/23
©2023 Cummins Inc.