

# Onan RV & commercial mobile generator accessory catalog

Experience the genuine reliability of Cummins



# Table of Contents

<b>Onan Generators .....</b>	<b>3</b>
<b>Installation Templates .....</b>	<b>6</b>
<b>Mounting and Airflow Kits .....</b>	<b>7</b>
<b>Fuel System Kits .....</b>	<b>14</b>
<b>Electrical System Accessories .....</b>	<b>15</b>
Control Panels, Gauges and Displays	15
Remote Panel Harnesses	18
Energy Command Auto Generator Start System	21
Electrical Kits	21
AC Conduits & Junction Box Kits	22
AC Transfer Switches	24
Battery Cables	24
<b>LP Fuel System Accessories .....</b>	<b>25</b>
LP Fuel Lines	25
LP Brass Fittings	25
Pressure Regulators	25
<b>Tailpipe &amp; Exhaust Kits .....</b>	<b>26</b>
<b>Fan Conversion Kits for Standard Diesels .....</b>	<b>30</b>
<b>Coolant Overflow Recovery .....</b>	<b>30</b>
<b>Installation Kits .....</b>	<b>31</b>

# Onan Generators

In some sections, the models are grouped together for the product family.

HGJAx = HGJAA, HGJAB, HGJAD, HGJAE

## Gasoline



### ONAN QG 4000i HGLBA

#### CARB 2024 Certified

For Class C RV and towables

Variable speed - inverter based

63dB at no load

EFI - single fuel line

4.0 kW continuous power

Runs one 15,000 BTU A/C



### ONAN QG 5500/7000 EFI HGJAA HGJAD

#### CARB 2024 Certified

For travel trailers, fifth wheels and class A or C motorhomes

5.5 and 7 kW continuous power

Runs two 13,500 BTU A/C (5.5 kW)

Runs two 15,000 BTU A/C (7 kW)



### ONAN QG 5500/7000 HGJAB HGJAE

For travel trailers, fifth wheels and class A or C motorhomes

5.5 and 7 kW continuous power

Runs two 13,500 BTU A/C (5.5 kW)

Runs two 15,000 BTU A/C (7 kW)



### ONAN QG 7000iDF

Variable speed engine with PMA alternator

Low noise and vibration

Electronic fuel injection

J1939 interface

Over 70lbs lighter than legacy model

CARB 50 state certified

## Gasoline / LP



### ONAN QG 2800i/2500i LP HGLAA

#### CARB 2024 Certified

For Class B RV's, truck campers

Variable speed - inverter based

63dB at no load

Single fuel line - Fuel inj.

2.8/2.5 kW continuous power

Runs one 13,500 BTU A/C



### ONAN QG 4000/3600 LP KYFA

#### CARB 2024 Certified (LP only)

For travel trailers and class C motorhomes

4.0 or 3.6 kW continuous power

Runs one 15,000 BTU A/C



### ONAN QG 5500/6500 LP HGJAB HGJAE

#### CARB 2024 Certified

For travel trailers, fifth wheels and class A and C motorhomes

5.5 kW continuous power

Runs two 13,500 BTU A/C (5.5 kW)

Runs two 15,000 BTU A/C (7 kW)

# Diesel



ONAN QD 3200 HDZAA
For Class C sprinter chassis RV
3.2 kW continuous power
Runs one 13,500 BTU A/C



ONAN QD 6000 HDKAH HDKAV
For Class A or C motorhomes
6.0 kW continuous power
Runs two 15,000 BTU A/C
Variable speed PMA generator
Inverter Control



ONAN QD 8000 HDKAK KDKAU
For Class A motorhomes
8.0 kW continuous power
Runs two 15,000 BTU A/C
Variable speed PMA generator
Inverter Control



ONAN QD 10,000 HDKCA HDKCC
For Class A motorhomes
10.0 kW continuous power
Runs three 15,000 BTU A/C



ONAN QD 12500 HDKCB HDKAW
For Class A motorhomes
12.5 kW continuous power
Runs three 15,000 BTU A/C

# Installation Templates

Dealers should contact their local Cummins Sales and Service representative to order templates.

## Compartment Mount Template

### Description

A paper guide for making the mounting and cooling holes required to properly install generator

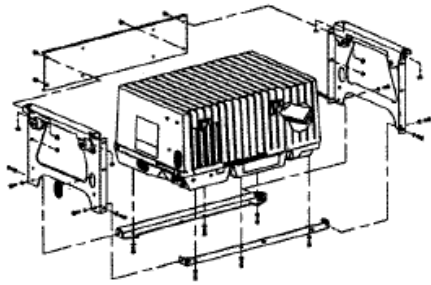
## Underfloor Mount Template

### Description

A paper guide for making the mounting holes required to properly install the generator

Model	Drawing / Compartment Mount Template	Underfloor Mount Template
HGLAA	DSA060X146	A042W103
HDZAA	500-4709	
KYFR	500-3297/539-1546	539-1535/403-3670
HGLBA	A060H232/	A076P055
HGJAx	500-3234/539-2057	405-6699
HDKAK/HDKAH	500-2995	
HDKCC	500-4040	
HDKCB/HDKCA	500-4040	

# Mounting and Airflow Kits



## A030X652 BOXED KIT

UNDERFLOOR MOUNTING KIT-SOFT (QTY 1)

## 0403-3670 (OEM ONLY)

UNDERFLOOR KIT-SOFT


**Instruction Sheet** G208

**Compatibility** KY

## 026-00095

TRAY KY - MARQUIS W/ 5 HOLES

**Description** This tray is designed to adapt the KY series genset to the bolt pattern of the sides of the HGJAx generator.



## 026-00211

TRAY KY W/ 5" BASE

**Description** This tray is designed to divert hot discharge cooling air in front of the frame rail on towable installations and to provide bottom clearance to access the oil drain plug.

**Compatibility** KY

## A076P055

KIT, MOUNTING

**Description** This tray is designed to make installation easy for HGLBA products.  
For underfloor applications.

**Compatibility** HGLBA

## A043F935

KIT, MOUNTING

**Description** This tray is designed to make installation easy for HGLAA products.  
For underfloor applications.

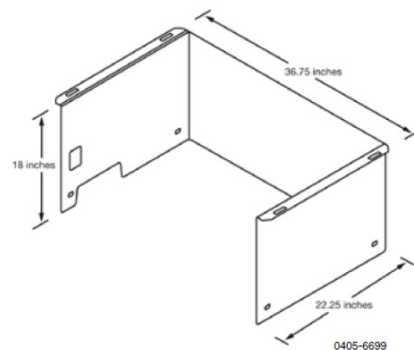
**Compatibility** HGLAA

## A043F935

KIT, MOUNTING

**Description** This tray is designed to make installation easy for HGLAA products.  
For underfloor applications.

**Compatibility** HGLAA



## 026-00474

UNDERFLOOR MOUNTING TRAY

**Description** For underfloor applications only.

**Includes** Generator tray, powder-coated black.

**Compatibility** HGJAx

**026-00163****SIDE STRINGER**

**Description** Side stringer for mounting to a set of slides for generator installation. These are sold individually, but two are needed to install the generator with slides.

**Compatibility** HGJAx

**026-00149****MODIFIED BP-83 STRINGER – GOLD**

**Description** Side stringer for mounting to a set of slides for generator installation. These are sold individually, but two are needed to install the generator with slides.

**Compatibility** HGJAx

**026-00532****TRAY SET RHINO W/ SMALL ISO**

**Description** This part is part of a 3-piece set, tray set Rhino w/small ISO and will be packed out for the prep line. The tray support (026-00206) is placed over the Rhino side plate (026-00533) and bolted on. Do not tighten bolts all the way down.

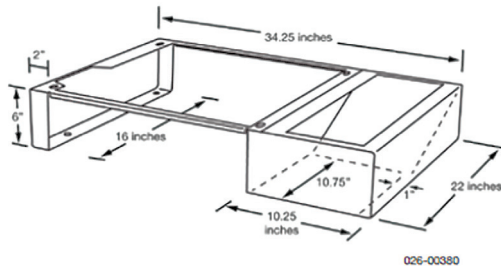
\*This part assembly can be found with the assembly sheet for 026-00532 (2 of 3). Part 036-00062 is used to attach and hold the assembly together, with two on the outside bolts and one behind the isolator.

**Compatibility** HGJBB/HGLAA

**026-00285****EXTERNAL DOOR**

**Description** External door measuring 36.5" x 22.75" with a lower vent to provide an area for air intake when using discharge riser with wraps and discharging air through the floor. Typically used in commercial applications.

**Compatibility** HGJAx

**026-00380****RISER KIT**

**Description** The riser and installation tray measure 34.25" long, 22" deep and 6" tall. This provides the height clearance required for a floor or compartment mount. Powder-coated black.

**Compatibility** HGJAx

**026-00279****TOWABLE TRAY**

**Description** Allows installation of generator in compartments that do not have enough depth while maintaining proper airflow. This has an angle on the front to match up with a fifth wheel.

**Benefits** Separates the intake and exhaust cooling air  
Powder-coated black.

**Compatibility** HGJAx

**026-00169****COMPARTMENT KIT W/ STANDARD DOOR**

**Description** Compartment box for applications requiring a sealed location. Typically used in commercial applications.

**Benefits** Allows for fresh air to be drawn from the front of the compartment.

**Kit Includes** Compartment (ref. 026-00157), door (ref. 026-00292), discharge wrap (ref. 026-00375) and two risers (ref. 026-00167). Powder-coated white.

**Compatibility** HGJAx




**026-00168**

## DOOR W/FRAME

**Description** Door for commercial box enclosure. 36 5/8" W X 24 3/4"H

**Compatibility** HGJAx

**026-00181**

## HINGE, STAINLESS STEEL – WHITE

**Description** Hinge for the commercial door for a box enclosure.

**Compatibility** HGJAx

**026-00191**

## COMPARTMENT KIT W/ FLUSH DOOR

**Description** Compartment box for applications requiring a sealed location. Typically used in commercial applications.

**Benefits** Allows for fresh air to be drawn from the front of the compartment.

**Kit Includes** Compartment (ref. 026-00157), door (ref. 026-00293), discharge wrap (ref. 026-00375) and two risers (ref. 026-00167). Powder-coated white.

**Compatibility** HGJAx

**026-00192**

## COMPARTMENT KIT W/ FLUSH DOOR

**Description** Compartment box for applications requiring a sealed location.

**Benefits** Allows for fresh air to be drawn from the front of the compartment.

**Kit Includes** Compartment (ref. 026-00157), door (ref. 026-00294), discharge wrap (ref. 026-00375) and two risers (ref. 026-00167). Powder-coated white.

**Compatibility** HGJAx

**026-00165**

## UNDERFLOOR MOUNTING KIT

**Description** Underfloor kit that allows generator to slide out 22 inches for easy access.

**Kit Includes** Upper Tray (ref. 026-00117), Lower Tray (ref. 026-00138), Slide Rail Set (ref. 699-01082) and hardware. Powder-coated white.

**Compatibility** HGJAx

**026-00151**

## UNDERFLOOR MOUNTING KIT W/DOOR

**Description** Underfloor kit that allows generator to slide out 22 inches for easy access.


**Kit Includes** Upper Tray (ref. 026-00117), Lower Tray (ref. 026-00138), Slide Rail Set (ref. 699-01082), a 17-1/4" x 41-1/4" white door (ref. 699-01074) and hardware. Powder-coated black trays, door painted white.

**Compatibility** HGJAx

**699-01074**

## DOOR MARQUIS-WHITE W/THUMB LOCKS

**Description** Smooth white front panel, textured inside.

**699-01082**

## COMPARTMENT SLIDE RAIL SET

**Description** Used with underfloor mounting kits (ref. 026-00165 and 026-00151, sold separately). Each slide rail assembly measures 22" x 4-1/2" with a 22" travel (extension). Maximum load capacity is 500 lbs. closed and 350 lbs. at full extension. Used with part # 026-00163 side stringer.

**Compatibility** HGJAx

**026-00292****STANDARD COMPARTMENT DOOR**

<b>Description</b>	Exterior compartment door that can be used with our compartment or in a separate application. Powder-coated white. Typically used in commercial applications.
<b>Compatibility</b>	HGJAx

**026-00293****FLUSH MOUNT COMPARTMENT DOOR**

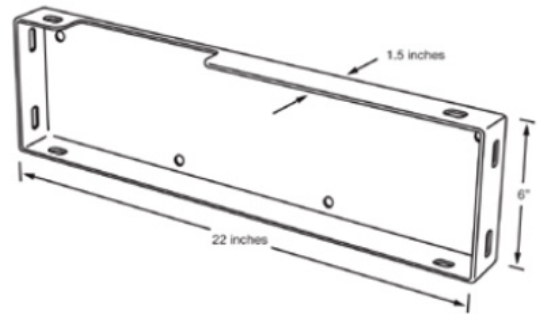
<b>Description</b>	Exterior compartment door that can be used with our compartment or in a separate application. Powder-coated white. Typically used in commercial applications.
<b>Installation</b>	Intended for box truck installation
<b>Compatibility</b>	HGJAx

**026-00294****OUTER MOUNT COMPARTMENT DOOR**

<b>Description</b>	Exterior compartment door that can be used with our compartment or in a separate application. Powder-coated white. Typically used in commercial applications.
<b>Installation</b>	For installation on side of vehicle when you want to be able to remove the generator without disturbing the door frame.
<b>Compatibility</b>	HGJAx699-01074

**026-00167****4-INCH WHITE RISER**

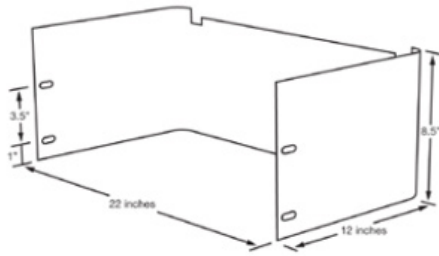
<b>Description</b>	Riser for installation that requires additional height of 4 inches. Not intended to be used for installations used to pull air through the door. Available in powder-coated white or black.
<b>Installation</b>	Two risers required per installation.
<b>Compatibility</b>	HGJAx

**026-00193****6-INCH WHITE RISER**

<b>Description</b>	Riser for installation that require additional height to meet the 6-inch unobstructed air flow requirements, or when the installation will bring cooling air in the front of the door. Available in powder-coated white or black.
<b>Installation</b>	Two risers required per installation.
<b>Compatibility</b>	HGJAx

**026-00375****4-INCH WHITE DISCHARGE WRAP**

<b>Description</b>	Riser for installation that require additional height to meet the 4-inch unobstructed air flow requirements, or when the installation will bring cooling air in the front of the door. Available in powder-coated white or black.
<b>Installation</b>	Two risers required per installation.
<b>Compatibility</b>	HGJAx



#### 026-00377

##### 6-INCH WHITE DISCHARGE WRAP

<b>Benefits</b>	Wraps around generator base to discharge air through the floor.
<b>Installation</b>	Used when all or part of the generator air flow (intake and exhaust) is blocked or does not meet 12-inch ground clearance requirement. Six inches of unobstructed air flow is required for proper generator operation when installation will bring cooling air through the front of a door.
<b>Compatibility</b>	HGJAx

#### 026-00201

##### FRONT/REAR EXIT DUCT KIT

<b>Description</b>	Allows the generator to be mounted in a compartment with the intake air flowing through the door or floor and the exhaust air flowing through the compartment door.
<b>Kit Includes</b>	White lower discharge bracket (ref. 026-00194), two 6-inch white risers (026-00193), white discharge deflector (ref. 026-00195), exhaust port cover (ref. 026-00198) and hardware.
<b>Compatibility</b>	HGJAx

#### 026-00244

##### CMM 6" RISER BLACK

<b>Description</b>	Riser for installation requiring additional height to meet the 6-inch unobstructed air flow requirements, or when the installation will bring cooling air into the front of the door. Available in powder-coated white or black.
--------------------	--



#### 026-00531

##### AIR DISCHARGE DUCT - REAR

<b>Description</b>	Ducts cooling air to the rear of the generator.
<b>Kit Includes</b>	Air discharge duct and mounting hardware
<b>Installation</b>	Designed to discharge air towards the rear of the generator. Works best on curbside installations where the cooling air outlet is in front of the inlet, causing recirculation when the vehicle is in motion.
<b>Compatibility</b>	HGJAx

#### 026-00522

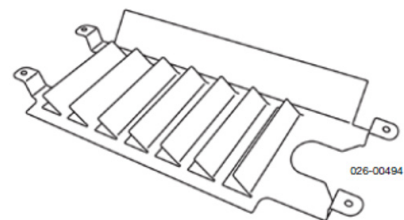
##### AIR DISCHARGE DUCT - RIGHT

<b>Description</b>	Ducts cooling air to the right of the generator.
<b>Compatibility</b>	HGJAx

#### 026-00535

##### AIR DISCHARGE DUCT - RIGHT

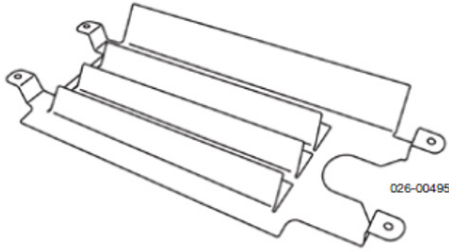
<b>Description</b>	Ducts cooling air to the right of the generator with cutout for exhaust pipe.
<b>Compatibility</b>	HGJAx



#### 026-00494

##### AIR DISCHARGE VANE - REAR

<b>Description</b>	Direct cooling air outlet toward the rear of the generator.
<b>Compatibility</b>	HGJAx



#### 026-00495

##### AIR DISCHARGE VANE - SIDE

<b>Description</b>	Direct cooling air outlet toward the right side of the generator, away from the inlet.
<b>Compatibility</b>	HGJAx



#### 026-00364

##### SIDE SLIDE TRAY

<b>Description</b>	Side slide to allow side installations to slide out for easy access.
<b>Installation</b>	Can be used with or without slide rail set. Tray provides 17-3/4 inches of travel when used with a heavy-duty slide rail set (ref. 050-00012, sold separately).
<b>Compatibility</b>	HDKAx

#### 026-00430

##### SLIDE STRINGERS

<b>Description</b>	Used to mount slide rails (ref. 050-00012, sold separately) to floor. This allows generator to slide out of a side mount application. Must purchase two per install.
<b>Compatibility</b>	HDKAx

#### 050-00012

##### HEAVY DUTY SLIDE RAIL SET

<b>Description</b>	Each slide assembly measures 22 inches x 7 inches with a 23-inch travel (extension). Maximum load capacity is 816 lbs. at full extension. Can be used with narrow side mount frame (ref. 026-00364, sold separately) and side stringers (ref. 026-00430, sold separately).
<b>Compatibility</b>	HDKAx, HDKCx



#### 026-00314

##### SLIDE TRAY

<b>Description</b>	Tray allows generator to be extended (slid out) 28-1/2 inches from mounting tray for easy access. Designed for easy generator removal.
<b>Installation</b>	Commonly used on diesel pusher-style coaches with front-mount generator.
<b>Compatibility</b>	HDKAx

#### 026-00315

##### SLIDE TRAY

<b>Description</b>	Tray allows generator to be extended (slide out) 28-1/2 inches from mounting tray for easy access. Designed for easy generator removal.
<b>Installation</b>	Commonly used on diesel pusher-style coaches with front-mount generator.
<b>Compatibility</b>	HDKCx

**026-00316**

## TRAY QD GEN BASE + SLIDE 10-12

<b>Description</b>	Tray allows generator to be extended (slide out) 28-1/2 inches from mounting tray for easy access. Designed for easy generator removal.
--------------------	---

<b>Installation</b>	Commonly used on diesel pusher-style coaches with front-mount generator.
---------------------	--

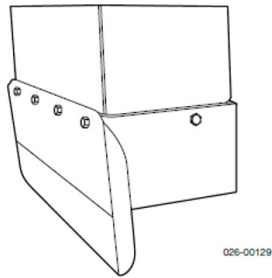
<b>Compatibility</b>	HDKCx
----------------------	-------

**026-00308**

## ROLLER 1-1/2" DIA SEALED (NOT SOLD SEPARATELY)

<b>Description</b>	Diesel slide rollers used in kit 026-00316.
--------------------	---

<b>Compatibility</b>	HDKCx
----------------------	-------

**026-00129**

## AIR DAM

<b>Benefits</b>	Air Dam to deflect fresh air intake when the generator is mounted below the vehicle body.
-----------------	---

<b>Installation</b>	Suggested when mounting the generator below the vehicle body.
---------------------	---

<b>Compatibility</b>	HDKAx, HDKCx
----------------------	--------------

**026-00202**

## KIT, COOLING SYSTEM

<b>Description</b>	Side Air Discharge system.
--------------------	----------------------------

**026-00186**

## TRAY CMM LOWER AIR DISCHARGE BLOCK (NOT SOLD SEPARATELY)

<b>Description</b>	Lower discharge air tray used in kit 026-00202.
--------------------	---

**026-00187**

## TRAY CMM W/SIDE AIR DISCHARGE K/O

<b>Description</b>	Air Discharge tray used with underfloor mount 026-00202 kit.
--------------------	--

**026-00188**

## TRAY CMM SIDE AIR DISCHARGE SCREEN

<b>Description</b>	Air Discharge tray used with underfloor mount.
--------------------	--

**026-00231**

## BRACKET, MOUNTING

<b>Description</b>	Mounting bracket.
--------------------	-------------------

**026-00237**

## FLOOR RAIL (PCB) 11GA

<b>Description</b>	Replacement floor rail for the hang-down kit (A030X652).
--------------------	--

<b>Compatibility</b>	KY
----------------------	----

# Fuel System Kits



## 0541-1002

### EFI FUEL PUMP KIT

<b>Description</b>	EFI fuel pump kit required to be mounted on the chassis when installing EFI generator.
<b>Kit Includes</b>	EFI fuel pump with rubber isolators and universal mounting bracket, 6 feet of 1/4 inch ID suction hose, 15-foot wiring harness, clamps and hardware.
<b>Installation</b>	High-pressure fuel hose required from pump to generator is not supplied as part of the kit.
<b>Instruction Sheet</b>	G591
<b>Compatibility</b>	HGJAx

## 0541-0530

### FUEL PUMP KIT - AUX

<b>Description</b>	For use when the generator is mounted higher than 36 inches from the fuel source.
<b>Kit Includes</b>	Pump, wiring harness and grommet.
<b>Instruction Sheet</b>	G300
<b>Compatibility</b>	HGJBB, KY, HGJAB, HGJAE, HDKBx, HDKAx, HDKCx, HDKAL, HDKAG

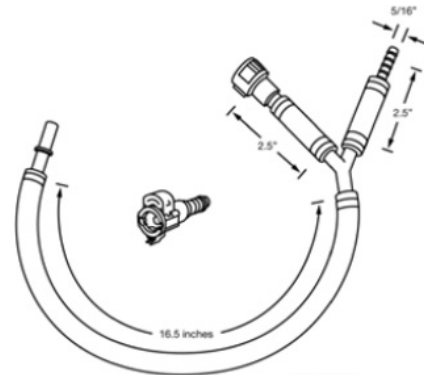
## 038-000198

FITTING 3/8" X 3/8" POSI-LOCK  
(NOT SOLD SEPARATELY)

## 0541-0564

### FUEL PUMP KIT

<b>Description</b>	For use when the generator is mounted higher than 36 inches from the fuel source.
<b>Kit Includes</b>	Pump with straight in and out 1/8-27 NPSF fittings and wire connectors.
<b>Instruction Sheet</b>	G435
<b>Compatibility</b>	HGJBB, KY, HGJAB, HGJAE, HDKBx, HDKAx, HDKCx, HDKAL, HDKAG



## 038-00201

### SPRINTER FUEL RETURN LINE KIT

<b>Description</b>	3/8-inch Sprinter Fuel Return Line Kit for routing fuel return for diesel units to the OEM Fuel System; includes 3/8-inch pick-up for fuel supply.
<b>Compatibility</b>	HDZAA

## 038-00197

FITTING 5/16" F X 5/16" M POSI-LOCK  
(NOT SOLD SEPARATELY)

<b>Description</b>	Fuel fitting used in 038-00201 fuel kit.
--------------------	--

## 038-00199

FITTING 3/8" X 3/8" ADAPTER (NOT SOLD SEPARATELY)

<b>Description</b>	Fuel fitting used in 038-00201 fuel kit.
--------------------	--



#### 038-00200

FUEL CONN 3/8" BARB X 1/4" BARB  
(NOT SOLD SEPARATELY)

**Description** Fuel connector used in 038-00201 fuel kit.

#### 038-00202

FUEL LINE KIT 1/4" SPRINTER



#### 0149-2573

FUEL FILTER/WATER SEPARATOR KIT

**Description** For use with diesel generators on the supply side of the fuel system.

**Instruction Sheet** G297

**Compatibility** HDKBx, HDKAx, HDKCx, HDKAL, HDKAG

# Electrical System Accessories

## Control Panels, Gauges and Displays



#### 699-00589

START/STOP SWITCH PANEL – UNIVERSAL

**Description** Start/Stop remote panel. Features an illuminated Start/Stop rocker switch and mounting plate.

**Kit Includes** Panel switch, mounting screws and wiring diagram.

**Instruction Sheet** C590 (ref. 0300-5331)  
C539 (ref. 0300-4942)  
C538 (ref. 0300-4939)

#### Compatibility

Part No.	Mates with harness	For use with model
0300-5331	0338-3489-01 (10') 0338-3489-02 (30')	HGJBB, KY, HGJA
0300-4942	0338-3490-01 (10') 0338-3490-02 (30')	HDKBx, HDKAx, HDKC
0300-4939	0338-3490-01 (10') 0338-3490-02 (30') 0338-2237 (15') 0338-2238 (25')	HDKAL HDKAG HDKAG
699-00589	044-00003 (10')	HGJBB, KY, HGJAx, HDKBx, HDKAx, HDKCx, HDKAL, HDKAG
	044-00055 (12') 044-00026 (25') 044-00071 (50') 044-00050 (60')	



0300-5331

START/STOP SWITCH PANEL - GASOLINE & LP GENERATORS

0300-4942

START/STOP SWITCH PANEL - QUIET DIESEL GENERATORS

0300-5332

START/STOP SWITCH AND ANALOG HOUR METER  
PANEL - GASOLINE & LP GENERATORS



028-00022

START/STOP SWITCH AND LCD HOUR METER  
PANEL - GASOLINE & LP GENERATORS

0300-4943

START/STOP SWITCH AND ANALOG HOUR METER  
PANEL - QUIET DIESEL GENERATORS

0300-4940

START/STOP SWITCH AND ANALOG HOUR METER  
PANEL - STANDARD DIESEL GENERATORS



028-00023

START/STOP SWITCH AND LCD HOUR METER  
PANEL - QUIET DIESEL GENERATORS

**Description** Start/Stop and hour meter remote panel. Features an illuminated Start/Stop rocker switch, hour meter and mounting plate.

**Kit Includes** Panel assembly, mounting screws and wiring diagram.

**Instruction Sheet** C590 (ref. 0300-5332)  
C539 (ref. 0300-4943)  
C538 (ref. 0300-4940)

#### Compatibility

Part No.	Mates with harness	For use with model
0300-5332	0338-3489-01 (10') 0338-3489-02 (30')	HGJBB, KY, HGJAx
028-00022	044-00055 (12') 044-00026 (25') 044-00041 (40') 044-00071 (50') 044-00050 (60')	HGJBB, KY, HGJAx
0300-4943	0338-3490-01 (10') 0338-3490-02 (30')	HDKBx, HDKAx, HDKCx
0300-4940	0338-3490-01 (10') 0338-3490-02 (30') 0338-2237 (15') 0338-2238 (25')	HDKAL HDKAG HDKAG
028-00023	044-00010 (12') 044-00057 (15') 044-00062 (25') 044-00063 (40') 044-00072 (50')	HDKBx, HDKAx, HDKCx



**028-00017**

CPPL-GAS-B PLATE W/ CODES + FUEL

**028-00019**

SWITCH AND ANALOG METER WITH FUEL GAUGE

**0300-4944**START/STOP SWITCH AND DC VOLTMETER  
PANEL – QUIET DIESEL GENERATORS**0300-4941**START/STOP SWITCH AND DC VOLTMETER  
PANEL – STANDARD DIESEL GENERATORS

<b>Description</b>	Start/Stop and DC Voltmeter remote panel. Features an illuminated Start/Stop rocker switch, DC voltmeter and mounting plate.
<b>Kit Includes</b>	Panel assembly, mounting screws and instruction sheet.
<b>Instruction Sheet</b>	C590 (ref. 0300-5333) C539 (ref. 0300-4944) C538 (ref. 0300-4941)

**Compatibility**

Part No.	Mates with harness	For use with model
0300-5333	0338-3489-01 (10') 0338-3489-02 (30')	HGJBB, KY, HGJAx
0300-4944	0338-3490-01 (10') 0338-3490-02 (30')	HDKBx, HDKAx, HDKCx
0300-4941	0338-3490-01 (10') 0338-3490-02 (30') 0338-2237 (15') 0338-2238 (25')	HDKAL HDKAG

**699-00986**

ROUND HOUR METER

**699-00988**

ROUND HOUR METER KIT

<b>Kit Includes</b>	Hour meter (ref. 699-00986) and a universal aluminum mounting bracket.
---------------------	--

**028-00031**

LCD HOUR METER

<b>Compatibility</b>	All generators except HDZAA
----------------------	-----------------------------

**0300-5026**

REMOTE GAUGE PANEL

<b>Description</b>	Features an illuminated Start/Stop rocker switch, analog hour meter, oil pressure gauge, coolant temperature gauge, DC voltmeter and mounting plate.
<b>Kit Includes</b>	Panel assembly, mounting screws and instruction sheet.
<b>Installation</b>	When used on a HDKAL, also requires oil pressure sender Part # 193-0244-99 and coolant temperature sender Part # 193-0318 (not included).
<b>Instruction Sheet</b>	C546

**Compatibility**

Part No.	Mates with harness	For use with model
0300-5026	0338-3490-01 (10') 0338-3490-02 (30') 0338-2237 (15') 0338-2238 (25')	HDKAL HDKAG

**0300-5027**

## REMOTE GAUGE PANEL QD

**Description** Features an illuminated Start/Stop rocker switch, analog hour meter, oil pressure gauge, coolant temperature gauge, DC voltmeter and mounting plate.

**Kit Includes** Panel assembly, mounting screws and instruction sheet.

**Instruction Sheet** C547

**Compatibility**

Part No.	Mates with harness	For use with model
0300-5027	0338-3490-01 (10') 0338-3490-02 (30')	HDKAx

**699-01001**

## START/STOP SWITCH

**Description** Illuminated Start/Stop rocker switch.

**Compatibility** All generators except HDZAA

**028-00019**

## SWITCH AND LCD METER WITH FUEL GAUGE

**Description** Start/Stop Switch and LCD Hour Meter with fuel gauge for gasoline generator installations.

**Compatibility** HGJBB, KY, HGJAx

## Remote Panel Harnesses

**0338-3489-01**

## REMOTE PANEL HARNESS – 10 FOOT

**0338-3489-02**

## REMOTE PANEL HARNESS – 30 FOOT

**044-00003**

## REMOTE PANEL HARNESS – 10 FOOT

**044-00055**

## REMOTE PANEL HARNESS – 12 FOOT

**044-00026**

## REMOTE PANEL HARNESS – 25 FOOT

**044-00041**

## REMOTE PANEL HARNESS – 40 FOOT

**044-00071**

## REMOTE PANEL HARNESS – 50 FOOT


**044-00050**

## REMOTE PANEL HARNESS – 60 FOOT

**Description** Remote panel harness that mates with the remote panel connector on the generator to the connector(s) on the remote panel for gasoline and LP generators.

**Compatibility**

Part No.	Description	For use with control panels
0338-3489-01		0300-5331
0338-3489-02	Remote Panel Harness – 30 Foot	0300-5332 0300-5333
044-00003	Remote Panel Harness – 10 Foot	028-00022
044-00026	Remote Panel Harness – 25 Foot	699-00589
044-00041	Remote Panel Harness – 40 Foot	
044-00042	Remote W/H 40'5 wire 8 PIN CPHM125	
044-00050	Gas Remote Wire Harness	
044-00055	Remote Panel Harness – 12 Foot	
044-00071	Remote Panel Harness – 50 Foot	



#### 044-00075

25' WIRING HARN.(EC30) GAS / LP

#### 0338-3490-01

REMOTE PANEL HARNESS – 10 FOOT

#### 044-00070

REMOTE PANEL HARNESS – 12 FOOT

#### 044-00057

REMOTE PANEL HARNESS – 15 FOOT

#### 0338-3490-02

REMOTE PANEL HARNESS – 30 FOOT

#### 699-00986

ROUND HOUR METER

#### 699-00988

ROUND HOUR METER KIT

**Kit Includes** Hour meter (ref. 699-00986) and a universal aluminum mounting bracket.

#### 028-00031

LCD HOUR METER

**Compatibility** All generators except HDZAA



Aids in installation in certain thin wall application.  
Has connectors on both ends.

#### 044-00072

REMOTE PANEL HARNESS – 50 FOOT

**Description** Remote panel harness that mates with the remote panel connector on the generator to the connector(s) on the remote panel for diesel generators except HDZAA and HDKAG.

#### Compatibility

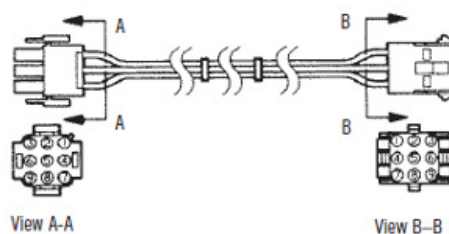
Part No.	For use with control panels
0338-3490-01	0300-4942
0338-3490-02	0300-4943
	0300-4944
	0300-5027
044-00062	028-00023
044-00063	699-00589
044-00072	

#### 044-00137

REMOTE PANEL HARNESS – 25 FOOT

**Description** Remote panel harness that mates with the remote panel connector on the generator to the connector on the remote panel for the QD 3200 diesel generator.

**Compatibility** HDZAA



#### 0338-2237

REMOTE PANEL HARNESS – 15 FOOT

**0338-2238****REMOTE PANEL HARNESS – 25 FOOT**

**Description** Remote panel harnesses that mate with the remote panel connector on the generator to the connector on the remote panels for the HDKAG diesel generator.

**Compatibility** HDKAG

Part No.	For use with control panels
0338-2237	0300-4939
0338-2238	0300-4940 0300-4941

**044-00080****DIESEL Y HARNESS**

**Description** 10-pin "Y" connector for Quiet Diesel products; used for integrating a branch control circuit.

**Compatibility** HDKBx, HDKAx, HDKCx

**0300-4946 Gasoline****PIGTAIL TO GENERATOR****0300-4947 Diesel****PIGTAIL TO GENERATOR****0338-2102 Diesel****PIGTAIL TO GENERATOR**

**Description** Features a connector that mates with the remote panel connector at the generator and 6 inches of wire without terminals.

**Compatibility**

Part No.	For use with models
0300-4946	HGJBB, KY, HGJAx
0300-4947	HDKBx, HDKAx, HDKCx, HDKAL

**0305-0979 Gasoline****PIGTAIL TO GENERATOR KIT**

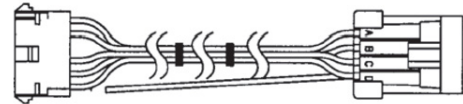
**Description** Pigtail kit that mates with the remote panel connector at the generator and 6 inches of wire without terminals.

**Kit Includes** 0300-4946 Pigtail plus sealed splices

**Instruction Sheet** C571

**Compatibility**

Part No.	For use with models
0300-4946	HGJBB, KY, HGJAx
0300-4947	HDKBx, HDKAx, HDKCx, HDKAL

**0338-4155-01 Gasoline****PIGTAIL TO GENERATOR, 10 FEET WITH CONTINUOUS STOP WIRE****0338-3513****NEW GENERATOR ADAPTER HARNESS**

**Description** For new gasoline and LP generators Harness assembly that mates with the remote panel connector at the generator and adapts to the wiring of the "old-style" remote panel connector at the generator.

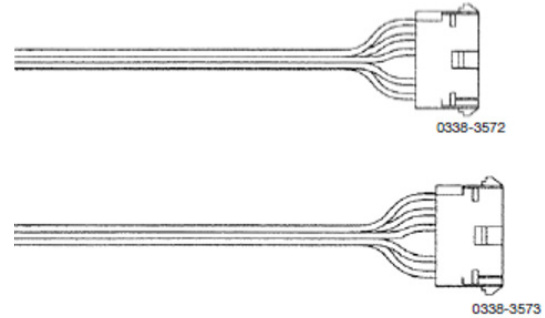
**Compatibility** HGJBB, KY, HGJAx

**0338-3573 Diesel****PIGTAIL TO CONTROL PANEL**

**Description** Features a connector that mates with the connector at the remote panel connector and 6 inches of wire without terminals.

**Compatibility**

Part No.	For use with control panels
0338-3572	0300-5331 0300-5332 0300-5333
0338-3573	0300-4939 0300-4940 0300-4941 0300-4942 0300-4943 0300-4944 0300-5027 0300-5218

**0338-3572 Gasoline****PIGTAIL TO CONTROL PANEL**

## Energy Command Auto Generator Start System

**A065U664****EC-AGS+ GAS**

**Description** Auto generator start system. Controlled on app using Bluetooth.

**Compatibility** Most 2005 and newer Onan RV Generators (except 3.2 QD).

**A065U740****KIT, CONTROL DIESEL**

**Description** Auto generator start system. Controlled on app using Bluetooth.

**Compatibility** Most 2005 and newer Onan RV Generators (except 3.2 QD).

## Electrical Kits

**0320-1572****CIRCUIT BREAKER KIT – 30 AMP**

**Description** Replaces 20-amp breaker when two 30-amp single pole breakers are required.

**Instruction Sheet** G025

**Compatibility** HGJAx

# AC Conduits & Junction Box Kits

<b>Description</b>	Empty conduits are used with gasoline and LP generators. Features ½ diameter metallic or non-metallic liquid-tight conduit with a liquid-tight connector at one end. Custom length conduits available on request. Wired conduit is used for diesel.
<b>Installation</b>	Can be installed above or below floor.

Gas			
Part no.	Descriptions	Connector	Box
042-00053	Non-Metallic Conduit - 38"		
042-00207	Pigtail 100" Nonmetallic No Connector	699-01026	
042-00104	Pigtail 104" Nonmetallic w/Box		
042-00261	Pigtail 108" Nonmetallic No Connector		
042-00112	Pigtail 38" Nonmetallic w/Box		699-00965
042-00051	Pigtail 38" Nonmetallic w/Connector	699-01026	
042-00132	Pigtail 42" Nonmetallic w/Box		
042-00152	Pigtail 50" Nonmetallic w/ Connector	699-01026	699-00965
042-00167	Pigtail 60" Nonmetallic No Connector		
042-00011	Pigtail 60" Nonmetallic w/ Plastic	699-01026	
042-00081	Pigtail 66" Nonmetallic w/Connector	699-01026	
042-00164	Pigtail 72" Nonmetallic No Connector		
042-00091	Pigtail 72" Nonmetallic w/Connector	699-01026	
042-00094	Pigtail 74" Nonmetallic w/Connector	699-01026	
042-00097	Pigtail 84" Nonmetallic w/Connector	699-01026	
042-00100	Pigtail 86" Nonmetallic w/Connector	699-01026	
042-00154	Pigtail 9' Nonmetallic w/Connector	699-01026	
042-00129	Pigtail 90" Nonmetallic w/Box	699-01026	699-00966
042-00133	Pigtail 96" Nonmetallic w/Connector	699-01026	
042-00059	Pigtail 46" Sealtite w/ Connector	699-01026	
042-00166	Pigtail 48" Sealtite No Connector		



**699-01026**

CONNECTOR 1/2" NONMETALLIC



**699-01030**

CONNECTOR 3/4" NONMETALLIC

**Diesel 6.0 & 8.0 QD**

Part no.	Descriptions	Connector	Box
042-00138	Pigtail 12' Sealtite W/ 5/#8 Wires	699-01028	
042-00205	Pigtail 8' Carflex 5/#8 No Conn		
042-00077	Pigtail 60" Nonmetallic 5 #8 Wires	699-01028, 699-01030	
042-00122	Pigtail 60" Nonmetallic 5/#8 Wires	699-01028, 699-01030	699-00964
042-00014	Pigtail 128" 5 #8 Wires w/ Conn		
042-00204	Pigtail 192" 5/#8 Wires 3/4" Seal.		
042-00229	Pigtail 38' Nonmetallic 5/#8 w/Conn	699-01028	
042-00049	Pigtail 38" 5/#8 Nonmetallic w/Conn	699-01028, 699-01030	
042-00050	Pigtail 38" Nonmetallic 5/#8 w/Conn	699-01028, 699-01030	
042-00241	Pigtail 13' Nonmetallic 5/ #10		
042-00014	Metallic Conduit - 60 Inches	699-01028, 699-01030	
042-00205	Pigtail 8' Carflex 5/#8 No Conn		
042-00151	Pigtail 66" 3-#10 Nonmetallic w/90	699-01028, 699-01030	

**Diesel 10 & 12/12.5 QD**

Part no.	Descriptions	Connector	Box
042-00155	Pigtail 120" 3/#8 1/#6 Sealtite	699-01028, 699-01030	
042-00235	Pigtail 144i" 3/#8 1/#6 Sealtite	699-01028, 699-01030	
042-00260	Pigtail 38" 3/#8 1/#6 Seal. Metal	699-01028, 699-01434	
042-00006	Pigtail 38" 3/#8 1/#6 Sealtite	699-01028, 699-01030	
042-00196	Pigtail 68" 3/#8 1/#6 Sealtite	699-01028, 699-01030	
042-00214	Pigtail 36' Nonmetallic w/ 3 #8 +		
042-00223	Pigtail 60" Nonmetallic w/ 3 #8 +	699-01028, 699-01030	
042-00153	Pigtail 10' 3/#8 1/#6 Sealtite		

**699-01023**

CONNECTOR SEALTITE 1/2"

**699-01028**

CONNECTOR 3/4" X 90 FOR NONMETALLIC

## AC Transfer Switches

### 032-00061

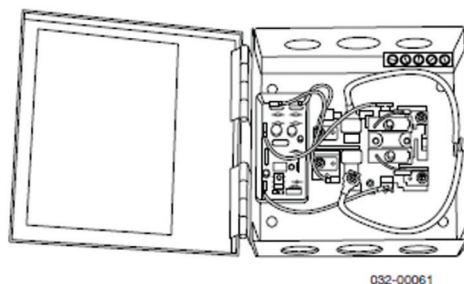
TRANSFER SWITCH – 30 AMP

**Description** Includes ½ – ¾ inch knockouts

### 032-00093

TRANSFER SWITCH – 50 AMP

**Description** 50 amp rated RV transfer switch



## Battery Cables

### Battery Cables – 2 gauge

**Description** 2-gauge battery cable supplied with ring terminals – 3/8 inch at each end.

Part No.	Length (ft)
048-00047	2'
048-00049	2-1/2'
048-00051	3'
048-00053	4'
048-00226	6'
048-00238	8'
048-00132 (loom)	8'
048-00133 (loom)	8'
048-00063	9'
048-00023 (negative)	10'
048-00233 (positive)	10'
048-00038	20'
048-00232	26'

### 048-00066

RING TERMINAL

### 048-00037

RAW BATTERY CABLE (BY THE INCH/FOOT)

### 048-00119

GROMMET 2-3/4"


### 048-000120

GROMMET 4-1/4"



# LP Fuel System Accessories

## LP Fuel Lines



Size ½ Nominal ID x ½ 37° flare seal angle.

<b>Description</b>	LPG high pressure #8 fuel lines with one straight swivel female fitting and one 90-degree swivel female fitting.
<b>Installation</b>	Approved for use under floor.
<b>Part No.</b>	<b>Length (ft)</b>
038-00209	6'
038-00213	9'
038-00185	10'
038-00164	11'
038-00211	12'

### 038-00095

FUEL FITTING #8 FEMALE FLARE 90 H.P.  
(NOT SOLD SEPARATELY)

### 038-00096

FUEL FITTING #8 FEMALE FLARE H.P.  
(NOT SOLD SEPARATELY)

### LP Fittings without 90-degree fitting (above floor application)

<b>Part No.</b>	<b>Length (ft)</b>
038-00181	5'

### 038-00181

FUEL LINE LPG 60" W/ TWO #8 FEMALE

## LP Brass Fittings

### 040-00123

STRAIGHT FLARE FITTING

**Description** ½ Male 45 Flare x ½ Male NPT

### 040-00163

STRAIGHT FLARE FITTING

**Description** ½ Male 45 Flare x ¾ Male NPT

### 040-00063

BRANCH TEE

**Description** ¾ Male NPT x ¾ Female NPT x2

## Pressure Regulators

### 699-01049

REGULATOR – 2 STAGE WITH VENT AT 6 O'CLOCK

**Description** Features a ¼ Female NPT Inlet and a 3/8 Female NPT outlet.  
11 inches WC.  
160k BTU/HE capacity.

**Installation** Install with vent pointing down for vertical installation.

# Tailpipe & Exhaust Kits

Plan each individual exhaust system carefully. A proper installation is not only vapor-tight but also quieter and safer. Be sure to check all applicable vehicle standards and state and federal codes regarding exhaust installations for the vehicle into which the generator is being installed. Be sure the installation meets all the applicable codes and requirements.

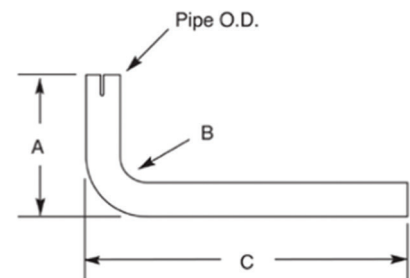
Refer to the proper Onan instruction sheet and installation manual for recommendations and important safety precautions to follow when installing an exhaust system.

Onan generators have a built-in USDA Forest Service-approved spark arrestor muffler. It is necessary to equip the generator with a tailpipe during the installation.

## 90 Degree Tailpipes

**Description** 18-Gauge aluminized 90-degree tailpipes.

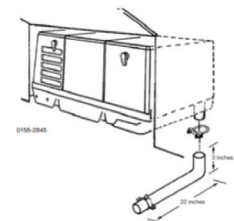
Part no.	Pipe O.D. (in)	Length A (in)	Bend B	Length C (in)
046-00789	1-1/4"	3-1/2"	90 deg	25-1/2"
046-01235	1-1/4"	6"	90 deg	36"
046-00547	1-1/4"	12"	90 deg	36"
046-01889	1-1/4"	20"	90 deg	36"
046-02382	1-1/2"	6"	90 deg	30"
046-01096	1-1/2"	9"	90 deg	36"
046-00949	1-1/2"	12"	90 deg	36"
046-01277	1-1/2 "	32"	90 deg	36"



## 90 Degree Tailpipe Kits

**Description** 18-Gauge aluminized 90-degree tailpipe kits that include a clamp and hanger.

Part no.	Pipe O.D. (in)	Length A (in)	Bend B	Length C (in)	Hanger
0155-2845	1-1/4"	3-1/2"	90 deg	21-7/8"	See image
031-00064	1-1/4"	3-1/2"	90 deg	25-1/2"	034-00032
031-00080	1-1/4"	3-1/2"	90 deg	25-1/2"	034-00033
0155-2325	1-1/4"	3-1/2"	90 deg	25-1/2"	0155-2174
0155-3481-01	1-1/2"	9-3/4"	90 deg	22-3/4"	0155-2174
0155-3481-02	1-1/2"	9-3/4"	90 deg	26-3/4"	0155-2174
031-00178	1-1/2"	9-3/4"	90 deg	26-3/4"	034-00014



## Straight Tailpipes and Kits

**Description** Straight tailpipe. Kits include hangers and clamps.

Part no.	Inlet ID (in)	Outlet OD (in)	Length (in)	Kit
046-01418	1-1/4"	1-1/4"	12"	No
0155-2850	1-1/4"	1-1/4"	12"	Includes clamp
031-00300	1-1/4"	1-1/4"	36"	Includes clamp and hanger
A046F728	1-1/4"	1-1/4"	36"	Includes clamp and hanger
046-01496	1-1/4"	1-1/4"	60"	No
046-00963	1-1/2"	1-1/2"	36"	No

### Compatibility

Size	For use with models
1-1/4 inches O.D.	HGJBB, KY, HDZAA
1-1/2 inches O.D.	HGJAA, HGJAB, HGJAD, HGJAE, HDKBB, HDKBC HDKAH, HDKAK, HDKAT, HDKAU, HDKAV, HDKCA, HDKCB, HDKCC, HDKCD

## Exhaust Elbows with Flanges

**Description** 90-degree exhaust elbows that connect to the flange on the muffler.

Part no.	Pipe O.D. (in)	Length Y (in)	Length X (in)	Flange	Compatibility
030-00095	1-1/8"	2"	5"	030-00094	HGJBB
A041H694	1-1/8"	2"	5"	030-00094	HGJBB
030-00072	1-3/8"	1-3/8"	6-5/8"	030-00078	HGJAx
A026E097	1-3/8"	1-3/8"	6-5/8"	030-00078	HGJAx
030-00100	1-3/8"	2-1/8"	4-3/8"	030-00078	HGJAx
030-00034	1-3/8"	2-1/2"	6-5/8"	030-00030	HDKAx, HDKBx
A026E098	1-3/8"	2-1/2"	6-5/8"	030-00030	HDKAx, HDKBx
030-00074	1-3/8"	2"	6-5/8"	030-00079	HDKCx
A026E082	1-3/8"	2"	2"	030-00079	HDKCx
030-00035	1-3/8"	2-1/8"	2-1/8"	030-00079	HDKCx
030-00090	1-3/8"	5-7/8"	5-7/8"	030-00078	HGJAx
030-00039	1-3/8"	2-1/8"	2-1/8"	030-00078	HGJAx
030-00035	1-3/8"	2-1/8"	2-1/8"	030-00079	HDCAA-D/HDKCA-D
030-00034	1-3/8"	2-1/4"	2-1/4"	030-00030	HDKAH,J,K,T/HDKBA,B
030-00032	1-3/8"	2-3/8"	2-3/8"	030-00030	HDKAH,J,K,T/HDKBA,B
030-00054	1-3/8"	2"	2"	030-00079	HDKCx

## 046-01539

### ELBOW ADAPTER

**Description** 90-degree elbow designed to slip over 1-1/8" muffler outlet with a 1-3/8" O.D. outlet for a 1-1/2" OD tailpipe to connect over.

## 0155-2847

### ELBOW ADAPTER KIT

**Description** 90-degree elbow (046-01539) with clamp (155-1256).

**Kit Includes** Exhaust elbow and clamp.

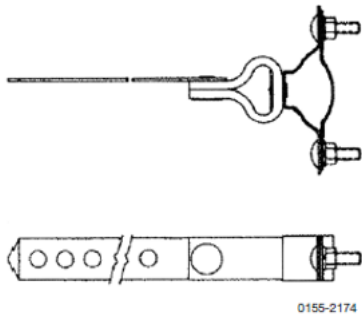
**Installation** An additional tailpipe, clamps and hangers will be required to complete the installation.

**Compatibility** KY, HDZAA

## Exhaust Down Tubes with Flanges

**Description** Connects to the muffler flange.

Part no.	Pipe O.D. (in)	Dim Down	Flange	Gasket/Hdwe	Compatibility
030-00103	1-1/8"	10"	030-00094		HGJBB
030-00011	1-3/8"	2-3/4"	030-00025		HGJAx, HDKAx, HDKCx
030-00007	1-3/8"	2-3/4"	030-00025	Hdwe	HGJAx, HDKAx, HDKCx
030-00009	1-3/8"	2-3/4"	030-00025	Gasket & Hdwe	HGJAx, HDKAx, HDKCx
030-00064	1-3/8"	3-1/8"	030-00025		HGJAx, HDKAx, HDKCx
0155-2610	1-3/8"	3-1/8"	030-00025		HGJAx, HDKAx, HDKCx
030-00019	1-3/8"	4"	030-00025		HGJAx, HDKAx, HDKCx
030-00097	1-3/8"	4-1/2"	030-00025		HGJAx, HDKAx, HDKCx
030-00015	1-3/8"	5"	030-00025		HGJAx, HDKAx, HDKCx
030-00063	1-3/8"	6-1/2"	030-00025		HGJAx, HDKAx, HDKCx
030-00067	1-3/8"	7-1/8"	030-00025		HGJAx, HDKAx, HDKCx
0155-2424	1-3/8"	7-1/8"	030-00025		HGJAx, HDKAx, HDKCx



0155-2174

## Exhaust Hangers

**Description** Flexible bracket segment speeds installation, reduces rigid tailpipe stresses and minimizes transmitted vibration to the chassis.

Part no.	
034-00033	Hanger Bracket for 1-1/4" OD Pipe – 5"
0155-2174	Hanger Bracket for 1-1/2" OD Pipe – 6-1/2"
034-00014	Hanger Bracket for 1-1/2" OD Pipe – 6-1/2"
034-00015	Hanger Bracket for 1-1/2" OD Pipe – 10-1/2"
034-00032	Tailpipe Hanger 2-1/2"

## Exhaust Clamps

Part no.	Pipe size (in)
034-00003	1-1/8"
034-00002	1-1/4"
034-00005	1-3/8"
034-00001	1-1/2"
034-00006	1-5/8"

## 026-00344

### EXHAUST SHIELD 6 INCH

**Description** Exhaust heat shield – 6 inches in length with four slotted holes for installation (clamps sold separately).

**Compatibility** 1-1/4" and 1-1/2" OD tailpipes

## 026-00345

### EXHAUST SHIELD 12 INCH

**Description** Exhaust heat shield – 12 inches in length with four slotted holes for installation (clamps sold separately).

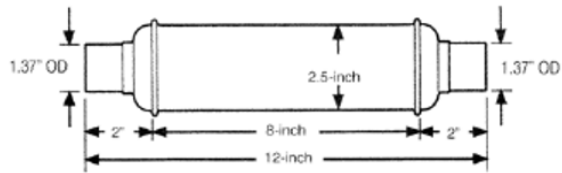
**Compatibility** 1-1/4" and 1-1/2" OD tailpipes

## 046-00631

### CHROME TAILPIPE TIP

**Description** Fits over 1-1/2-inch O.D. tailpipe, 10 inches long.

**Compatibility** HGJAA, HGJAB, HGJAD, HGJAE, HDKBB, HDKBC, HDKAH, HDKAK, HDKAT, HDKAU, HDKAV, HDKCA, HDKCB, HDKCC, HDKCD



#### 0155-2449

##### EXHAUST RESONATOR

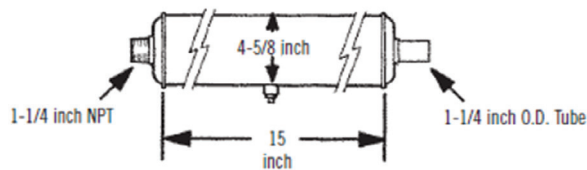
<b>Description</b>	Constructed of aluminized steel, this resonator is designed to be installed over 1-1/4-inch O.D. tailpipe.
<b>Benefits</b>	Softens exhaust noise and can reduce sound levels in some installations up to one dB(A).
<b>Installation</b>	Requires a 1-3/8" inch pipe clamp reference part number 034-00005, sold separately. Inlet stamped on part.
<b>Compatibility</b>	HGJBB, KY



#### A077J163

##### ONAN RESONATOR INSTALL KIT

<b>Description</b>	This kit makes it easy to install on most tailpipes.
--------------------	--



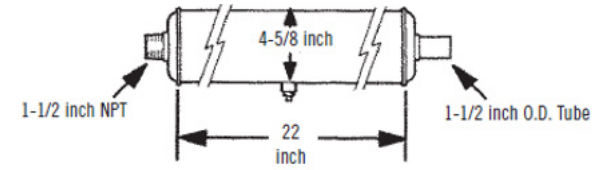
#### 0155-2068

##### MUFFLER

<b>Description</b>	USDA Forest Service approved spark arrestor muffler.
<b>Compatibility</b>	HDKAL

#### 35225

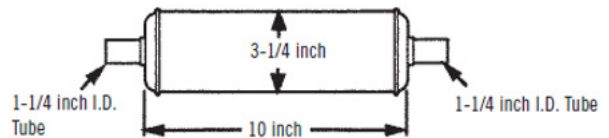
##### RAIN CAP (EXHAUST) 1-1/2



#### 0155-2262

##### MUFFLER

<b>Description</b>	USDA Forest Service approved spark arrestor muffler.
<b>Compatibility</b>	HDKAG



#### 0155-2653

##### EXHAUST RESONATOR

<b>Description</b>	Mates with 1-1/4 OD exhaust pipe. Constructed of aluminized steel.
<b>Benefits</b>	Softens exhaust noise and can reduce sound levels in some installations up to one dB(A).
<b>Installation</b>	Requires a 1-3/8-inch OD pipe clamp (sold separately). Inlet stamped on part.
<b>Compatibility</b>	HDKAL, HDKAG

# Fan Conversion Kits for Standard Diesels

## 0130-4121

### SUCKER FAN

**Description** Fan only.  
Converts a pusher fan generator to a suction fan generator.  
Pulls air through radiator toward engine.

**Compatibility** HDKAG

## 0130-4556

### PUSHER FAN

**Description** FFan only.  
Converts a sucker fan generator to a pusher fan generator.  
Pushes air from engine through radiator.

**Compatibility** HDKAG

## 0130-5042

### SUCKER FAN

**Description** Fan only.  
Converts a pusher fan generator to a suction fan generator.  
Pulls air through radiator toward engine.

**Compatibility** HDKAL beginning with Spec B

## 0130-5041

### PUSHER FAN

**Description** FFan only.  
Converts a sucker fan generator to a pusher fan generator.  
Pushes air from engine through radiator.

**Compatibility** HDKAL beginning with Spec B

# Coolant Overflow Recovery

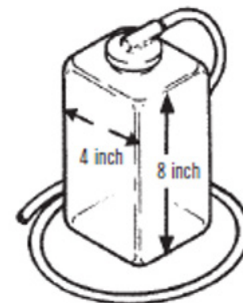
## 0130-2781

### COOLANT OVERFLOW RECOVERY KIT

**Description** One quart capacity.  
Fits with standard vented cap.  
Allows recovery of coolant in high ambient operation.

**Instruction Sheet** A304

**Compatibility** HDKAL, HDKAG



# Installation Kits

## Installation Kits

**Description** Easy installation kits come with a pigtail, battery cable and wire harness.  
Mounting kits also available. Please see [page 6](#) for more details.

Part no.	Compatibility	Pigtail length (in)	Battery cable length (in)	Harness (ft)
A078Y109	HGJAx/HGLAA	103"	30"	25'
A078Y110	HGLBA	79"	30"	25'

For more information on custom parts,  
please contact [CPGE.Orders@Cummins.com](mailto:CPGE.Orders@Cummins.com).



## Need to get in touch?

Scan to locate the Cummins Sales  
and Service location closest to you.



**Cummins Inc.**  
**Box 3005**  
**Columbus, IN 47202-3005**  
**U.S.A.**

[cummins.com](http://cummins.com)

Bulletin 6646901 Produced in U.S.A. 8/25  
©2025 Cummins Inc.